

C.A. Virender Kumar

B. Com, FCA, D.I.S.A., Insolvency Professional

MAPSS AND COMPANY

Chartered Accountants

503, Chokhani Square, P-4, Sector-18,
Noida-201301 (U.P.)

Ph. : 0120-4295793, Mob. : 9810935043

E-mail : virender.grover@gmail.com

INDEPENDENT AUDITOR'S REPORT

**TO THE MEMBERS OF
Sanskar Medica India Limited
(Formerly Yatharth Hospital Private Limited)**

I. Report on the Audit of the Standalone Financial Statements

1. Opinion

- A. We have audited the accompanying Standalone Financial Statements of **Sanskar Medica India Limited (Formerly Yatharth Hospital Private Limited)** ("the Company"), which comprise the Balance Sheet as at March 31, 2022, the Statement of Profit and Loss (including Other Comprehensive Income), the Statement of Changes in Equity and the Statement of Cash Flows for the year ended on that date, and a summary of the significant accounting policies and other explanatory information (hereinafter referred to as "the Standalone Financial Statements").
- B. In our opinion and to the best of our information and according to the explanations given to us, the aforesaid Standalone Financial Statements give the information required by the Companies Act, 2013 ("the Act") in the manner so required and give a true and fair view in conformity with the Indian Accounting Standards prescribed under section 133 of the Act read with the Companies (Indian Accounting Standards) Rules, 2015, as amended, ("Ind AS") and other accounting principles generally accepted in India, of the state of affairs of the Company as at March 31, 2022, the profit and total comprehensive income, changes in equity and its cash flows for the year ended on that date

2. Basis for Opinion

We conducted our audit of the Standalone Financial Statements in accordance with the Standards on Auditing specified under section 143(10) of the Act (SAs). Our responsibilities under those Standards are further described in the Auditor's Responsibilities for the Audit of the Standalone Financial Statements section of our report. We are independent of the Company in accordance with the Code of Ethics issued by the Institute of Chartered Accountants of India (ICAI) together with the independence requirements that are relevant to our audit of the financial statements under the provisions of the Act and the Rules made thereunder, and we have fulfilled our other ethical responsibilities in accordance with these requirements and the ICAI's Code of Ethics. We believe that the audit evidence we have obtained is sufficient and appropriate to provide a basis for our audit opinion on the Standalone Financial Statements.

3. Information Other than the Standalone Financial Statements and Auditor's Report Thereon

- A. The Company's Board of Directors is responsible for the preparation of the other information. The other information comprises the information included in the Management Discussion and Analysis, Board's Report including a summary of the

Board's Report, Business Responsibility Report, Corporate Governance and Shareholder's Information, but does not include the Standalone Financial Statements and our auditor's report thereon. Our opinion on the standalone financial statements does not cover the other information and we do not express any form of assurance conclusion thereon

- B. In connection with our audit of the financial statements, our responsibility is to read the other information and, in doing so, consider whether the other information is materially inconsistent with the standalone Financial Statements or our knowledge obtained during the course of our audit or otherwise appears to be materially misstated. If, based on the work we have performed, we conclude that there is a material misstatement of this other information; we are required to report that fact. We have nothing to report in this regard.

4. Management's Responsibility for the Standalone Financial Statements

- A. The Company's Board of Directors is responsible for the matters stated in section 134(5) of the Act with respect to the preparation of these Standalone Financial Statements that give a true and fair view of the financial position, financial performance, total comprehensive income, changes in equity and cash flows of the Company in accordance with the Ind AS and other accounting principles generally accepted in India. This responsibility also includes maintenance of adequate accounting records in accordance with the provisions of the Act for safeguarding the assets of the Company and for preventing and detecting frauds and other irregularities; selection and application of appropriate accounting policies; making judgments and estimates that are reasonable and prudent; and design, implementation and maintenance of adequate internal financial controls, that were operating effectively for ensuring the accuracy and completeness of the accounting records, relevant to the preparation and presentation of the standalone financial statements that give a true and fair view and are free from material misstatement, whether due to fraud or error.
- B. In preparing the Standalone Financial Statements, management is responsible for assessing the Company's ability to continue as a going concern, disclosing, as applicable, matters related to going concern and using the going concern basis of accounting unless management either intends to liquidate the Company or to cease operations, or has no realistic alternative but to do so.

The Board of Directors are responsible for overseeing the Company's financial reporting process.

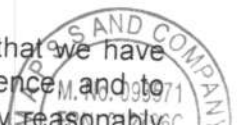
5. Auditor's Responsibilities for the Audit of the Standalone Financial Statements

- A. Our objectives are to obtain reasonable assurance about whether the Standalone Financial Statements as a whole are free from material misstatement, whether due to fraud or error, and to issue an auditor's report that includes our opinion. Reasonable assurance is a high level of assurance, but is not a guarantee that an audit conducted in accordance with SAs will always detect a material misstatement when it exists. Misstatements can arise from fraud or error and are considered material if, individually or in the aggregate, they could reasonably be expected to influence the economic decisions of users taken on the basis of these Standalone Financial Statements.

- B. As part of an audit in accordance with SAs, we exercise professional judgment and maintain professional skepticism throughout the audit. We also:



- i) Identify and assess the risks of material misstatement of the standalone financial statements, whether due to fraud or error, design and perform audit procedures responsive to those risks, and obtain audit evidence that is sufficient and appropriate to provide a basis for our opinion. The risk of not detecting a material misstatement resulting from fraud is higher than for one resulting from error, as fraud may involve collusion, forgery, intentional omissions, misrepresentations, or the override of internal control.
 - ii) Obtain an understanding of internal financial controls relevant to the audit in order to design audit procedures that are appropriate in the circumstances. Under section 143(3)(i) of the Act, we are also responsible for expressing our opinion on whether the Company has adequate internal financial controls with reference to financial statements in place and the operating effectiveness of such controls
 - iii) Evaluate the appropriateness of accounting policies used and the reasonableness of accounting estimates and related disclosures made by management
 - iv) Conclude on the appropriateness of management's use of the going concern basis of accounting and, based on the audit evidence obtained, whether a material uncertainty exists related to events or conditions that may cast significant doubt on the Company's ability to continue as a going concern. If we conclude that a material uncertainty exists, we are required to draw attention in our auditor's report to the related disclosures in the Standalone Financial Statements or, if such disclosures are inadequate, to modify our opinion. Our conclusions are based on the audit evidence obtained up to the date of our auditor's report. However, future events or conditions may cause the Company to cease to continue as a going concern
 - v) Evaluate the overall presentation, structure and content of the Standalone Financial Statements, including the disclosures, and whether the Standalone Financial Statements represent the underlying transactions and events in a manner that achieves fair presentation
- C. Materiality is the magnitude of misstatements in the Standalone Financial Statements that, individually or in aggregate, makes it probable that the economic decisions of a reasonably knowledgeable user of the Standalone Financial Statements may be influenced. We consider quantitative materiality and qualitative factors in
- i) planning the scope of our audit work and in evaluating the results of our work; and
 - ii) to evaluate the effect of any identified misstatements in the Standalone Financial Statements.
- D. We communicate with those charged with governance regarding, among other matters, the planned scope and timing of the audit and significant audit findings, including any significant deficiencies in internal control that we identify during our audit.
- E. We also provide those charged with governance with a statement that we have complied with relevant ethical requirements regarding independence and to communicate with them all relationships and other matters that may reasonably



be thought to bear on our independence, and where applicable, related safeguards.

- F. From the matters communicated with those charged with governance, we determine those matters that were of most significance in the audit of the Standalone Financial Statements of the current period and are therefore the key audit matters. We describe these matters in our auditor's report unless law or regulation precludes public disclosure about the matter or when, in extremely rare circumstances, we determine that a matter should not be communicated in our report because the adverse consequences of doing so would reasonably be expected to outweigh the public interest benefits of such communication

Other Matter

Audited Standalone financial statements of the Company as at and for the year ended March 31, 2021, March 31, 2020, March 31, 2019 were prepared in accordance with Indian GAAP, which had been approved by the Board of Directors at their meeting held on 29 July 2021, 16 December 2020 and 06 Sept 2019 respectively. As its parent company, Yatharth Hospital and Trauma Care Services Limited had to file Draft Red Herring prospectus with SEBI, in accordance with the ICDR Regulations, read with the Guidance Note on Report in Company Prospectuses (Revised 2019) issued by The Institute of Chartered Accountants of India, the Restated Special Purpose Financial Statements for the year ended March 31, 2021, March 31, 2020, March 31, 2019 were prepared after incorporating Ind AS adjustments (both re-measurements and reclassifications) to be made in accounting heads from their Accounting Standards values as on the date of transition i.e. April 01, 2018 following accounting policies (both mandatory exceptions and optional exemptions availed as per Ind AS 101) consistent with that used at the date of transition to Ind AS and Reaudited Restated Special Purpose Ind AS Financial Statements were approved by the Board of Directors of the company on 25th March 2022.

Now, the Standalone Ind AS financial statements include Five Balance Sheets i.e. transition date opening balance sheet as at April 1, 2018, March 31, 2019, March 31, 2020, March 31, 2021 March 31, 2022, Four Statement of Profit and Loss, Statement of changes in equity and Statement of cash flows for the year ended as at March 31, 2019, March 31, 2020, March 31, 2021 March 31, 2022 and notes to the standalone Ind AS financial statements, including a summary of significant accounting policies and other explanatory information including Note No. 9 explaining First time adoption of Ind AS financial statements and reconciliation thereof with the previous Indian GAAP financial statements.

Our opinion is not qualified in respect of this matter.

II. Report on Other Legal and Regulatory Requirements

1. As required by Section 143(3) of the Act, based on our audit we report that:
 - A. We have sought and obtained all the information and explanations which to the best of our knowledge and belief were necessary for the purposes of our audit.
 - B. In our opinion, proper books of account as required by law have been kept by the Company so far as it appears from our examination of those books.
 - C. The Balance Sheet, the Statement of Profit and Loss including Other Comprehensive Income, Statement of Changes in Equity and the Statement of Cash Flow dealt with by this Report are in agreement with the relevant books of account.



account

- D. In our opinion, the aforesaid standalone financial statements comply with the Ind AS specified under Section 133 of the Act, read with Rule 7 of the Companies (Accounts) Rules, 2014
- E. On the basis of the written representations received from the directors as on March 31, 2022 taken on record by the Board of Directors, none of the directors is disqualified as on March 31, 2022 from being appointed as a director in terms of Section 164 (2) of the Act.
- F. With respect to the adequacy of the internal financial controls with reference to financial statements of the Company and the operating effectiveness of such controls, refer to our separate Report in "Annexure A". Our report expresses an unmodified opinion on the adequacy and operating effectiveness of the Company's internal financial controls with reference to financial statements.
- G. With respect to the other matters to be included in the Auditor's Report in accordance with the requirements of section 197(16) of the Act, as amended:
- In our opinion and to the best of our information and according to the explanations given to us, the remuneration paid by the Company to its directors during the year is in accordance with the provisions of section 197 of the Act.
- H. With respect to the other matters to be included in the Auditor's Report in accordance with Rule 11 of the Companies (Audit and Auditors) Rules, 2014, as amended in our opinion and to the best of our information and according to the explanations given to us:
- i) The Company has disclosed the impact of pending litigations on its financial position in its Standalone Financial Statements
 - ii) The Company has made provision, as required under the applicable law or accounting standards, for material foreseeable losses, if any, on long-term contracts including derivative contracts
 - iii) There has been no delay in transferring amounts, required to be transferred, to the Investor Education and Protection Fund by the Company.
2. As required by the Companies (Auditor's Report) Order, 2016 ("the Order") issued by the Central Government in terms of Section 143(11) of the Act, we give in "Annexure B" a statement on the matters specified in paragraphs 3 and 4 of the Order.



for **M A P S S AND COMPANY**
Chartered Accountants
FRN: 0012796C

Place : Noida
Date : 04.08.2022
UDIN: 22093571AOHKBS3001



VIRENDER KUMAR
(M. No. 093571)
503, CHOKHANI SQUARE, SECTOR
18, NOIDA, GAUTAM BUDH NAGAR-
201301 UTTAR PRADESH

ANNEXURE 'B' TO THE AUDITORS' REPORT

The Annexure referred to in our report to the members of Sanskar Medica India Limited (Formerly Yatharth Hospital Private Limited) for the year ended 31st March, 2022.

On the basis of the information and explanation given to us during the course of our audit, we report that:


1. (a) A. The company is not having property plant and equipment, hence, this clause is not applicable;
B. The company is not having any intangible assets, hence, this clause is not applicable;
- (b) As the company is not having any property plant and equipment, this clause is not applicable;
- (c) As the company is not having any property plant and equipment, this clause is not applicable;
- (d) As the company is not having any property plant and equipment, this clause is not applicable;
- (e) As informed to us, no proceedings have been initiated or are pending against the company for holding any Benami property under the Benami Transactions (Prohibition) Act, 1988 (45 of 1988) and rules made thereunder
2. (a) As the company has not started commercial production, there are no inventories, hence, this clause is not applicable;
- (b) The company has not been sanctioned working capital limits in excess of five crore rupees, in aggregate, from banks or financial institutions on the basis of security of current assets, hence, this clause is not applicable;
3. During the year the company has not given any corporate guarantee for loan taken by its parent company, the details are as under:
 - (a) During the year the company has not given corporate guarantee for loan taken by its parent company, group or associate company;
 - (b) The investments made, guarantees provided, security given and the terms and conditions of the grant of all loans and advances in the nature of loans and guarantees provided are not prejudicial to the company's interest;
 - (c) in respect of loans and advances in the nature of loans, the schedule of repayment of principal and payment of interest has been stipulated and whether the repayments or receipts are regular;
 - (d) There are no amounts overdue on the reporting date.
 - (e) No loan or advance in the nature of loan granted which has fallen due during the year, has been renewed or extended or fresh loans granted to settle the over dues of existing loans given to the same parties;



- (f) The company has granted loan amounting to Rs 56.10 millions to its parent company M/s Yatharth Hospital & Trauma Care Services Limited and either repayable on demand or without specifying any terms or period of repayment, which amounts to 100% of total loans and advances granted, aggregate amount of loans granted to Promoters, related parties as defined in clause (76) of section 2 of the Companies Act, 2013;
4. In our opinion, in respect of loans, investments, guarantees, and security, provisions of sections 185 and 186 of the Companies Act have been complied with,
5. The company has not accepted any deposits or amounts which are deemed to be deposits, hence, this clause is not applicable.
6. Maintenance of cost records has not been specified by the Central Government under sub-section (1) of section 148 of the Companies Act;
7. (a) The company is regular in depositing undisputed statutory dues including Goods and Services Tax, provident fund, employees' state insurance, income-tax, sales-tax, service tax, duty of customs, duty of excise, value added tax, cess and any other statutory dues to the appropriate authorities and if not, the extent of the arrears of outstanding statutory dues as on the last day of the financial year concerned for a period of more than six months from the date they became payable, shall be indicated;
- (b) As informed to us, there are no disputed statutory dues pending as on the reporting date.
8. There has been no transactions which are not recorded in the books of account and have been surrendered or disclosed as income during the year in the tax assessments under the Income Tax Act, 1961 (43 of 1961),
9. (a) The company has not defaulted in repayment of loans or other borrowings or in the payment of interest thereon to any lender;
- (b) The company is not a declared wilful defaulter by any bank or financial institution or other lender;
- (c) Term loans were applied for the purpose for which the loans were obtained;
- (d) Funds raised on short term basis have not been utilized for long term purposes;
- (e) The company has not taken any funds from any entity or person on account of or to meet the obligations of its subsidiaries, associates or joint ventures;
- (f) The company has not raised loans during the year on the pledge of securities held in its subsidiaries, joint ventures or associate companies;
10. (a) The company has not raised any capital by way of initial public offer or further public offer (including debt instruments) during the year;
- (b) The company has not made any preferential allotment or private placement of shares or convertible debentures (fully, partially or optionally convertible) during the year, hence, the requirements of section 42 and section 62 of the Companies Act, 2013 are not applicable.



11. (a) No fraud by the company or any fraud on the company has been noticed or reported during the year;
- (b) No report under sub-section (12) of section 143 of the Companies Act has been filed by the auditors in Form ADT-4 as prescribed under rule 13 of Companies (Audit and Auditors) Rules, 2014 with the Central Government;
- (c) The auditor has considered whistle-blower complaints, if any, received during the year by the company;
12. (a) The company is not a Nidhi Company, this clause is not applicable.
- (b) The company is not a Nidhi Company, this clause is not applicable.
- (c) The company is not a Nidhi Company, this clause is not applicable;
13. All transactions with the related parties are in compliance with sections 177 and 188 of Companies Act where applicable and the details have been disclosed in the financial statements, etc., as required by the applicable accounting standards;
14. (a) Internal audit is not applicable to the company commensurate with the size and nature of its business as specified in section 138 of the Companies Act, 2013 read with Rule 13 of Companies (Accounts) Rules, 2014
- (b) As internal audit is not applicable to the company for the year under consideration, this clause is not applicable.
15. The company has not entered into any non-cash transactions with directors or persons connected with him;
16. (a) The company is not required to be registered under section 45-IA of the Reserve Bank of India Act, 1934 (2 of 1934);
- (b) The company has not conducted any Non-Banking Financial or Housing Finance activities without a valid Certificate of Registration (CoR) from the Reserve Bank of India as per the Reserve Bank of India Act, 1934;
- (c) The company is not a Core Investment Company (CIC) as defined in the regulations made by the Reserve Bank of India;
- (d) The Group has no CIC as part of the Group;
17. The company has not incurred cash losses in the financial year and in the immediately preceding financial year, if so, state the amount of cash losses;
18. There has been no resignation of the statutory auditors during the year, hence, this clause is not applicable.
19. on the basis of the financial ratios, ageing and expected dates of realization of financial assets and payment of financial liabilities, other information accompanying the financial statements, the auditor's knowledge of the Board of Directors and management plans, we are of the opinion that no material uncertainty exists as on the date of the audit report that company is capable of meeting its liabilities existing at the date of balance sheet as and when they fall due within a period of one year from the balance sheet date;



20. (a) Provisions of second proviso to sub-section (5) of section 135 of the said Act are not applicable to the company.
- (b) Provisions of sub-section (5) of section 135 of the said Act are not applicable to the company.
21. As the financials are prepared on standalone basis, this clause is not applicable.

Place : Noida
Date : 04.08.2022
UDIN: 22093571AOHKBS3001

for **M A A P S S & Company**
Chartered Accountants

FRN: 012796C



CA Virender Kumar
Partner
M. No. 093571

ANNEXURE - A TO THE AUDITORS' REPORT

Report on the Internal Financial Controls under Clause (i) of Sub-section 3 of Section 143 of the Companies Act, 2013 ("the Act")

We have audited the internal financial controls over financial reporting of Sanskar Medica India Limited (Formerly Yatharth Hospital Private Limited) ("The Company") as of 31 March 2022 in conjunction with our audit of the financial statements of the Company for the year ended on that date.


Management's Responsibility for Internal Financial Controls

The Company's management is responsible for establishing and maintaining internal financial controls based on the internal control over financial reporting criteria established by the Company considering the essential components of internal control stated in the Guidance Note on Audit of Internal Financial Controls over Financial Reporting issued by the Institute of Chartered Accountants of India ('ICAI'). These responsibilities include the design, implementation and maintenance of adequate internal financial controls that were operating effectively for ensuring the orderly and efficient conduct of its business, including adherence to company's policies, the safeguarding of its assets, the prevention and detection of frauds and errors, the accuracy and completeness of the accounting records, and the timely preparation of reliable financial information, as required under the Companies Act, 2013.

Auditors' Responsibility

Our responsibility is to express an opinion on the Company's internal financial controls over financial reporting based on our audit. We conducted our audit in accordance with the Guidance Note on Audit of Internal Financial Controls over Financial Reporting (the "Guidance Note") and the Standards on Auditing, issued by ICAI and deemed to be prescribed under section 143(10) of the Companies Act, 2013, to the extent applicable to an audit of internal financial controls, both applicable to an audit of Internal Financial Controls and, both issued by the Institute of Chartered Accountants of India. Those Standards and the Guidance Note require that we comply with ethical requirements and plan and perform the audit to obtain reasonable assurance about whether adequate internal financial controls over financial reporting was established and maintained and if such controls operated effectively in all material respects.

Our audit involves performing procedures to obtain audit evidence about the adequacy of the internal financial controls system over financial reporting and their operating effectiveness. Our audit of internal financial controls over financial reporting included obtaining an understanding of internal financial controls over financial reporting, assessing the risk that a material weakness exists, and testing and evaluating the design and operating effectiveness of internal control based on the assessed risk. The procedures selected depend on the auditor's judgment, including the assessment of the risks of material misstatement of the financial statements, whether due to fraud or error.



We believe that the audit evidence we have obtained is sufficient and appropriate to provide a basis for our audit opinion on the Company's internal financial controls system over financial reporting.

Meaning of Internal Financial Controls over Financial Reporting

A company's internal financial control over financial reporting is a process designed to provide reasonable assurance regarding the reliability of financial reporting and the preparation of financial statements for external purposes in accordance with generally accepted accounting principles. A company's internal financial control over financial reporting includes those policies and procedures that (1) pertain to the maintenance of records that, in reasonable detail, accurately and fairly reflect the transactions and dispositions of the assets of the company; (2) provide reasonable assurance that transactions are recorded as necessary to permit preparation of financial statements in accordance with generally accepted accounting principles, and that receipts and expenditures of the company are being made only in accordance with authorizations of management and directors of the company; and (3) provide reasonable assurance regarding prevention or timely detection of unauthorized acquisition, use, or disposition of the company's assets that could have a material effect on the financial statements.

Inherent Limitations of Internal Financial Controls over Financial Reporting

Because of the inherent limitations of internal financial controls over financial reporting, including the possibility of collusion or improper management override of controls, material misstatements due to error or fraud may occur and not be detected. Also, projections of any evaluation of the internal financial controls over financial reporting to future periods are subject to the risk that the internal financial control over financial reporting may become inadequate because of changes in conditions, or that the degree of compliance with the policies or procedures may deteriorate.

Opinion

In our opinion, the Company has, in all material respects, an adequate internal financial controls system over financial reporting and such internal financial controls over financial reporting were operating effectively as at 31 March 2022, based on the internal control over financial reporting criteria established by the Company considering the essential components of internal control stated in the Guidance Note on Audit of Internal Financial Controls Over Financial Reporting issued by the Institute of Chartered Accountants of India.

Place : Noida

Date : 04.08.2022

UDIN: 22093571AOHKBS3001

for **M A A P S S & Company**
Chartered Accountants

FRN: 012796C



CA Virender Kumar

Partner

M. No. 093571

SANSKAR MEDICA INDIA LIMITED
(FORMERLY YATHARTH HOSPITAL PRIVATE LIMITED)
STANDALONE BALANCE SHEET AS AT MARCH 31, 2022

(Rs. In Millions)

Particulars	Note No.	Figures as at March 31, 2022	Figures as at March 31, 2021	Figures as at March 31, 2020	Figures as at March 31, 2019	Figures as at 1st April, 2018
ASSETS						
1 Non-current assets						
(a) Property, Plant and Equipment		-	-	-	-	-
(b) Capital work in progress		-	-	-	-	-
(c) Right-of-use of assets		-	-	-	-	-
(d) Financial Assets		-	-	-	-	-
(i) Investments		-	-	-	-	-
(ii) Other Financial Assets		-	-	-	-	-
(e) Other Non Current Assets		-	-	-	-	-
Total non-current assets		-	-	-	-	-
2 Current assets						
(a) Inventories		-	-	-	-	-
(b) Financial Assets		-	-	-	-	-
(i) Trade receivables		-	-	-	-	-
(ii) Cash and cash equivalents	2	0.01	0.01	0.01	0.10	0.10
(iii) Bank Balance other than (ii) above		-	-	-	-	-
(c) Current Tax assets (Net)		-	-	-	-	-
(d) Other Current assets	3	56.10	56.10	56.13	56.13	18.73
Total current assets		56.11	56.11	56.14	56.22	18.83
Total Assets		56.11	56.11	56.14	56.22	18.83
EQUITY AND LIABILITIES						
1 Equity						
(a) Equity Share Capital	4	56.23	56.23	56.23	56.23	18.83
(b) Other Equity	5	(1.23)	(1.21)	(1.17)	(1.12)	(0.05)
Equity attributable to the owners of the company		55.00	55.02	55.06	55.11	18.78
2 Non-current liabilities						
(a) Financial liabilities		-	-	-	-	-
(i) Borrowings		-	-	-	-	-
(ia) Lease Liabilities		-	-	-	-	-
(ii) Other financial liabilities (net)		-	-	-	-	-
(b) Provisions		-	-	-	-	-
(c) Deferred tax liabilities (Net)		-	-	-	-	-
Total non-current liabilities		-	-	-	-	-
3 Current liabilities						
(a) Financial liabilities		-	-	-	-	-
(i) Borrowings		-	-	-	-	-
(ia) Lease Liabilities		-	-	-	-	-
(ii) Trade payables		-	-	-	-	-
(a) Total outstanding dues of Micro Enterprises and Small Enterprises		-	-	-	-	-
(b) Total outstanding dues of creditors other than Micro Enterprises and Small Enterprises		-	-	-	-	-
(iii) Other financial liabilities	6	1.12	1.10	1.08	1.12	0.05
Total current liabilities		1.12	1.10	1.08	1.12	0.05
Total Equity and Liabilities		56.11	56.11	56.14	56.22	18.83

Summary of significant accounting policies 1
The note nos. 1 to 19 are integral part of the standalone financial statements

As per our report of even date


For MAPSS & COMPANY
CHARTERED ACCOUNTANTS
Firm Registration No.012796C

Virender Kumar
Partner
M.No.093571
Place: Noida
Dated:



On behalf of the Board of Directors
SANSKAR MEDICA INDIA LIMITED

Dr. Ajay Kumar Tyagi
Director
DIN:01792886



Dr. Kapil Kumar
Director
DIN: 01818736

SANSKAR MEDICA INDIA LIMITED
(FORMERLY YATHARTH HOSPITAL PRIVATE LIMITED)
STANDALONE STATEMENT OF PROFIT AND LOSS FOR THE PERIOD ENDED MARCH 31,2022

(Rs. In Millions)

Particulars	Note No	Figures for the year ended March 31, 2022	Figures for the year ended March 31, 2021	Figures for the year ended March 31, 2020	Figures for the year ended March 31, 2019
I Revenue from operations		-	-	-	-
II Other income		-	-	-	-
III Total income (I+II)		-	-	-	-
IV Expenses:					
Medical consumables and pharmacy items consumed		-	-	-	-
Employee benefits expense		-	-	-	-
Finance cost		-	-	-	-
Depreciation and amortization expenses		-	-	-	-
Other expenses	7	0.02	0.05	0.04	1.07
Total expenses		0.02	0.05	0.04	1.07
V Profit / (Loss) before exceptional items and tax (III-IV)		(0.02)	(0.05)	(0.04)	(1.07)
VI Exceptional items (Net) (Gain)/Loss		-	-	-	-
VII Profit / (Loss) before tax (V-VI)		(0.02)	(0.05)	(0.04)	(1.07)
VIII Tax expense:					
(1) Current tax		-	-	-	-
(2) Income tax of earlier years		-	-	-	-
(3)MAT credit availed		-	-	-	-
(4) Deferred tax (net)		-	-	-	-
Total tax expenses		-	-	-	-
IX Profit/(Loss) for the period (VII-VIII)		(0.02)	(0.05)	(0.04)	(1.07)
X Other comprehensive income					
(a)(i) Items that will not be reclassified to profit or loss					
(ii)Income tax relating to items that will not be reclassified to profit or loss					
(b) (i) Items that will be reclassified to profit or loss					
(ii)Income tax relating to items that will be reclassified to profit or loss					
Other comprehensive income for the period					
Total comprehensive income (IX+X)(Comprising Profit / (Loss) and Other Comprehensive Income for the period)		(0.02)	(0.05)	(0.04)	(1.07)
XI Earnings per equity share - Rs	8				
(1) Basic		(0.00)	(0.01)	(0.01)	(0.19)
(2) Diluted		(0.00)	(0.01)	(0.01)	(0.19)


Summary of significant accounting policies 1

The note nos. 1 to 19 are integral part of the standalone financial statements

As per our report of even date


For MAPSS & COMPANY
CHARTERED ACCOUNTANTS
Firm Registration No.012796C

Virender Kumar
Partner
M.No.093571
Place: Noida
Dated: 29/03/2022



On behalf of the Board of Directors
SANSKAR MEDICA INDIA LIMITED

Dr. Ajay Kumar Tyagi
Director
DIN:01792886



Dr. Kapil Kumar
Director
DIN: 01818736


6

SANSKAR MEDICA INDIA LIMITED
(FORMERLY YATHARTH HOSPITAL PRIVATE LIMITED)
CASH FLOW STATEMENT FOR THE YEAR ENDED 31ST MARCH 2022

	Particulars	Figures for the year ended March 31, 2022	Figures for the year ended March 31, 2021	Figures for the year ended March 31, 2020	Figures for the year ended March 31, 2019
A.	Net cash flow from operating activities				
	Profit before tax and exceptional items	(0.02)	(0.05)	(0.04)	(1.07)
	Adjustments for :				
	Depreciation and Amortisation expense	-	-	-	-
	Finance costs	-	-	-	-
	Interest Income	-	-	-	-
	Operating profit before working capital changes	(0.02)	(0.05)	(0.04)	(1.07)
	Working capital adjustments				
	(Increase)/Decrease in Trade receivables	-	-	-	-
	(Increase)/Decrease in Inventories	-	-	-	-
	(Increase)/Decrease in Financial Assets and other Current and Non-Current Assets	-	0	-	(37)
	Increase (Decrease) in Financial Liabilities & Other Current and Non-Current Liabilities	0.02	0.02	(0.04)	1.07
	Increase (Decrease) in Short Term and Long Term Provisions	-	-	-	-
	Cash generated from operations	(0.00)	(0.00)	(0.08)	(37.40)
	Income tax (paid)/Refund (net)	-	-	-	-
	Net cash inflow from (used in) operating activities----`A`	(0.00)	(0.00)	(0.08)	(37.40)
B.	Cash flow from Investing activities				
	Purchase of Property, plant and-equipment including capital work in progress and capital advances and capital creditors	-	-	-	-
	Investment in Subsidiary	-	-	-	-
	Interest and Dividend Income	-	-	-	-
	Investment in bank deposits having original maturity of more than three months	-	-	-	-
	Net cash used in investing activities-----`B`	-	-	-	-
C.	Cash flow from Financing activities				
	Interest & financial charges paid	-	-	-	-
	Net Movement of Long Term Borrowings and short term borrowings	-	-	-	-
	Issue of share including premium	-	-	-	37.40
	Net cash used in financing activities----`C`	-	-	-	37.40
	Net increase/(Decrease) in cash or cash equivalent (A+B+C)	(0.00)	(0.00)	(0.08)	(0.00)
	Cash & cash equivalent at the commencement of the period	0.01	0.01	0.10	0.10
	Cash & cash equivalent at the end of the period	0.01	0.01	0.01	0.10
	Reconciliation of cash and cash equivalents as per the cash flow statement				
	Cash and cash equivalents (note no. 2)	0.01	0.01	0.01	0.10


For MAPSS & COMPANY
CHARTERED ACCOUNTANTS
Firm Registration No. 012795C

Virender Kumar,
Partner
M.No.093571
Place: Noida
Dated: 07/08/2022



On behalf of the Board of Directors
SANSKAR MEDICA INDIA LIMITED

Dr. Ajay Kumar Tyagi
Director
DIN:01792886



Dr. Kapil Kumar
Director
DIN: 01818736

SANSKAR MEDICA INDIA LIMITED
(FORMERLY YATHARTH HOSPITAL PRIVATE LIMITED)

Statement of changes in Equity

(Rs. In Millions)

Particulars	Equity Share Capital	Securities Premium Account	Retained Earnings	Equity attributable to shareholders of the company
Balance at 1st April, 2018	18.83	-	(0.05)	18.78
Changes in Equity Share Capital Due to Prior period Errors	-	-	-	-
Restated Balances at the Beginning of the year	18.83	-	(0.05)	18.78
Issue of Share capital	37.40	-	-	37.40
Total Comprehensive Income for the current year	-	-	(1.07)	(1.07)
Balance at 31st March, 2019	56.23	-	(1.12)	55.11
Balance at 1st April, 2019	56.23	-	(1.12)	55.11
Total Comprehensive Income for the current year	-	-	(0.04)	(0.04)
Balance at 31st March, 2020	56.23	-	(1.17)	55.06
Balance at 1st April, 2020	56.23	-	(1.17)	55.06
Total Comprehensive Income for the current year	-	-	(0.05)	(0.05)
Balance at 31st March, 2021	56.23	-	(1.21)	55.02
Balance at 1st April, 2021	56.23	-	(1.21)	55.02
Total Comprehensive Income for the current year	-	-	(0.02)	(0.02)
Balance at 31st March, 2022	56.23	-	(1.23)	55.00

Refer Note 5 for Reserves

Significant Accounting Policies

The accompanying notes are integral part of the financial statements.


As per our report of even date attached to the financial statement

CHARTERED ACCOUNTANTS
Firm Registration No.012796C

Virender Kumar
Partner
M.No.093571

Place: Noida


Dated: 04/08/2022



For and on behalf of the Board
SANSKAR MEDICA INDIA LIMITED

Dr. Ajay Kumar Tyagi
Director
DIN:01792886

Dr. Kapil Kumar
Director
DIN: 01818736



4

SANSKAR MEDICA INDIA LIMITED

CIN:- U24100DL2016PLC301083

Significant Accounting Policies for the year ended 31st March 2022

1 Significant Accounting Policies

1.1 About the company

SANSKAR MEDICA INDIA LIMITED ("The Company") was incorporated in New Delhi on 08th June 2016. The Company has its registered office at JA 108, DLF Tower A, Jasola District Centre, New Delhi-110025. The company has its corporate office at H.O.-01, Sector 1, Greater Noida (West), Uttar Pradesh-201308

1.2 Nature of Operations

The company is to be engaged in the business of manufacturing of pharma products. The Company has not yet started commercial operations.

1.3 Basis of preparation


a) Basis of preparation of financial statements:

The standalone financial statements have been prepared in accordance with Indian Accounting Standards (Ind AS) as per Companies (Indian Accounting standards) Rules 2015, as notified under section 133 of the Companies Act, 2013 (the Act) and other relevant provisions of the Act.

The standalone financial statements upto and for the year ended March 31, 2021 were prepared in accordance with the Companies (Accounting Standards) Rules 2006, notified under section 133 of the Act and other relevant provisions of the Act.

As these Company's standalone financial statements prepared in accordance with Indian Accounting standard (Ind AS), AS-101- "First time adoption of Ind AS" has been applied, an explanation of how the Transition to Ind AS has affected the previously reported financial position, financial performance and cash flow of the company is provided.

The Company has adopted accounting policies that comply with Indian Accounting standards (Ind AS) notified by Ministry of Corporate Affairs vide notification dated 16 February 2015 under section 133 of the Companies Act 2013, as required by the relevant applicability provisions prescribed in the same notification. Accounting policies have been applied consistently to all periods presented in these financial statements. The financial statements referred hereinafter have been prepared in



accordance with the requirements and instructions of Schedule III to the Companies Act 2013, amended from time to time applicable to companies to whom IND AS applies.

The opening financial statements have been prepared in accordance with 'Indian Accounting Standard 101' (First time Adoption of Indian Accounting Standards). The opening financial statements comprise Balance Sheet, Statement of Changes in Equity and its related notes. It does not include Statement of profit or loss and Cash Flow Statement.

The adopted accounting policies comply with each Ind-AS effective at the end of its first Ind-AS reporting period i.e. 31st March 2019 except as specified in paragraphs 13-19 and Appendices B-D of Ind AS 101, in the opening financial statements:


- (i) All assets and liabilities have been recognized as required by Ind AS.
- (ii) All assets and liabilities have been de-recognized not permitted by Ind AS.
- (iii) All assets, liabilities or components of equity have been reclassified in accordance with Ind AS.
- (iv) All assets and liabilities are measured in accordance with Ind AS.

The accounting policies used by the Company in its opening financial statement may differ from those previously used in accordance with Indian Generally Acceptable Accounting Principles (IGAAP) or the previous GAAP. The resulting adjustments, which have arisen for events and transactions before the date of transition to Ind AS, have been directly recognized in retained earnings at the date of transition to Ind-AS i.e. 1st April 2018

The company estimates in accordance with Ind AS at the date of transition to Ind AS are consistent with estimates made for the same date in accordance with previous GAAP (after adjustments to reflect any difference in accounting policies), unless there is objective evidence that those estimates were in error.

The company discloses in the financial statements how the transition from previous GAAP to Ind AS has affected its reported Balance sheet, Statement of Profit & loss. Accordingly, The Company's first Ind AS financial statements includes:

- (a) Reconciliations of its equity reported in accordance with previous GAAP to its equity in accordance with Ind AS for both of the following dates:
 - (i) the date of transition to Ind AS; and
 - (ii) the end of the latest period presented in the company's most recent annual financial statements in accordance with previous GAAP.



(b) Reconciliation to its total comprehensive income in accordance with Ind AS for the latest period in the Company's most recent annual financial statements. The starting point for that reconciliation being the profit or loss under previous GAAP.

The Company's first Ind AS financial statements includes Five Balance Sheets (as on 01.04.2018, 31.03.2019, 31.03.2020, 31.03.2021 and 31.03.2022) and four Statements of profit and loss, three cash flow, four Statements of changes in equity and related notes for the financial year 2018-19, 2019-20, 2020-21 and 2021-2022.

The Company's financial statements have been prepared in accordance with the Ind AS prescribed. The preparation of the Company's financial statements, in conformity with Indian Accounting Standard requires the Company to exercise its judgement in the process of applying the accounting policies. It also requires the use of accounting estimates and assumptions that affect the reported amounts of assets and liabilities at the date of the financial statements. These estimates and assumptions are assessed on an ongoing basis and are based on experience and relevant factors, including expectations of future events that are believed to be reasonable under the circumstances and presented under the historical cost convention on accrual basis of accounting.

- b) The presentation of financial statements in conformity with the generally accepted accounting principles requires estimates and assumptions to be made that effect reportable amount of assets and liabilities on the date of financial statements and the reported amount of revenues and expenses during the reporting period. Difference between the actual results and estimates are recognized in the year in which the results are known/materialized.

1.4 Revenue Recognition

Revenue from operations

The Company is in the business of manufacturing of pharma products. The company has not yet started commercial production.

Revenue from contracts with customers is recognised when control of the goods and services is transferred to the customer at an amount that reflects the consideration to which the company expects to be entitled in exchange for those goods or services.

Revenue is measured based on the transaction price, which is the fixed consideration adjusted for components of variable consideration which constitutes discounts, estimated disallowances and any other rights and obligations as specified in the contract with the customer. Revenue also excludes taxes collected (if any) from customers and deposited back to the respective statutory authorities.



Revenue is recognised at the point in time for goods are delivered or services are rendered to the satisfaction of clients.

The company applies the most likely amount method or the expected value method to estimate the variable consideration in the contract. The selected method that best predicts the amount of variable consideration is primarily driven by the number of volume thresholds contained in the contract. The most likely amount is used for those contracts with a single volume threshold, while the expected value method is used for those with more than one volume threshold. The company then applies the requirements on constraining estimates in order to determine the amount of variable consideration that can be included in the transaction price and recognised as revenue.

Contract assets represent value to the extent of medical and healthcare services rendered to the patients who are undergoing treatment/ observation on the balance sheet date and is not billed as at the balance sheet date.

Other Income

Interest on deposits, loans and debt instruments are measured at amortized cost. Interest income is recorded using the Effective Interest Rate (EIR). EIR is the rate that exactly discounts the estimated future cash payments or receipts over the expected life of the financial instrument or a shorter period, where appropriate, to the gross carrying amount of the financial asset or to the amortized cost of a financial liability.


1.5 Property, Plant and Equipment

Property, Plant and Equipment (PPE) are stated at original cost of acquisition including incidental expenses and all the borrowing costs, which are directly attributable to the acquisition of assets and installation of the concerned assets. PPE are shown net of accumulated depreciation.

The Company does not have any PPE as of 31.03.2022.

Capital work in progress is stated at cost, net of accumulated impairment loss, if any.

Depreciation on property, plant and equipment is provided on written down value method based on estimated useful life of assets as prescribed in part C of schedule II to the Companies Act, 2013.



Assets	Useful Life
Building	60 Years
Plant and Machinery	13-15 years
Furniture and Fittings	8 years
Air-conditioners	10 years
Electric installations	10 years
Office Equipments	5 years
Vehicles	8 years
Computers	3 years


The property, plant and equipment acquired under finance leases, if any, is depreciated over the asset's useful life or over the shorter of the asset's useful life and the lease term if there is no reasonable certainty that the Company will obtain ownership at the end of the lease term.

Freehold land is not depreciated. Lease hold land is depreciated over the balance period of lease, once the building or any other asset erected over such period of land is put to use.

Based on the planned usage of certain specific assets and technical assessment, the management has estimated the useful lives of Property, plant and equipment as below:

- Individual asset not exceeding Rs. 5,000 have been fully depreciated in the year of purchase.
- Leasehold improvements are amortised over the period of the lease or estimated useful life, whichever is shorter.

The residual values, useful lives, and methods of depreciation of property, plant and equipment are reviewed at each financial year end and adjusted prospectively, if appropriate.



1.6 Taxes on Income

Tax Expenses:-

Income Tax expense comprises of current tax and deferred tax charge or credit. Provision for current tax is made with reference to taxable income computed for the financial year for which the financial statements are prepared by applying the tax rates as applicable.

Current Tax-Current Income tax relating to items recognized outside the profit and loss is recognized outside the profit and loss (either in other comprehensive income or in other component of equity)

MAT- Minimum Alternate Tax (MAT) paid in a year is charged to the Statement of Profit and Loss as current tax. The company recognizes MAT credit available as an asset only to the extent there is convincing evidence that the company will pay normal income tax during the specified period, i.e., the period for which MAT Credit is allowed to be carried forward. In the year in which the Company recognizes MAT Credit as an asset in accordance with the Guidance Note on Accounting for Credit Available in respect of Minimum Alternate Tax under the Income Tax Act, 1961, the said asset is created by way of credit to the statement of Profit and Loss and shown as "MAT Credit Entitlement." The Company reviews the "MAT Credit Entitlement" asset at each reporting date and writes down the asset to the extent the company does not have convincing evidence that it will pay normal tax during the sufficient period.

Deferred Tax:-Deferred tax is provided using the liability method on temporary differences at the reporting date between the tax bases of assets and liabilities and their carrying amounts for financial reporting purpose at reporting date i.e. timing difference between taxable income and accounting income. Deferred income tax assets and liabilities are measured using tax rates and tax laws that have been enacted or substantively enacted by the balance sheet date and are expected to apply to taxable income in the years in which those temporary differences are expected to be recovered or settled. The effect of changes in tax rates on deferred income tax assets and liabilities is recognized as income or expense in the period that includes the enactment or the substantive enactment date. A deferred income tax asset is recognized to the extent that it is probable that future taxable profit will be available against which the deductible temporary differences and tax losses can be utilized.

The carrying amount of deferred tax assets is reviewed as at each balance sheet date and reduced to the extent that it is no longer probable that sufficient taxable profit will not be available against which deferred tax asset to be utilized. Unrecognized deferred tax assets are re-assessed at each reporting date and are



recognized to the extent that it has become probable that future taxable profits will allow the deferred tax asset to be recovered.

Deferred tax assets are recognized for the unused tax credit to the extent that it is probable that taxable profits will be available against which the losses will be utilized. Significant management judgement is required to determine the amount of deferred tax assets that can be recognized, based upon the likely timing and the level of future taxable profits.

Deferred tax relating to items recognised outside profit or loss is recognised outside profit or loss (either in other comprehensive income or in equity). Deferred tax items are recognised in correlation to the underlying transactions either in OCI or directly in equity.

1.7 Borrowing Costs

Borrowing costs directly attributable to the acquisition, construction or production of an asset that necessarily takes a substantial period of time to get ready for its intended use or sale are capitalised as part of the cost of the asset. All other borrowing costs are expensed in the period in which they occur. Borrowing costs consist of interest and other costs that an entity incurs in connection with the borrowing of funds.

1.8 Leases


Right to Use Assets

The Company recognizes a right-to-use asset, on a lease by lease basis, to measure that right-to-use asset an amount equal to the lease liability, adjusted by the amount of any prepaid or accrued lease payments relating to that lease recognised in the balance sheet immediately before the date of initial application.

The cost of right-to-use assets includes the amount of lease liabilities recognised. Initial direct costs incurred and lease payments made at or before the commencement date less any lease incentives received, the recognized right-to-use assets are depreciated on a straight-line basis over the shorter of its estimated useful life and the lease term. Right-to-use assets are subject to impairment test.

Lease Liabilities

The Company recognizes a lease liability at the present value of the remaining lease payments, discounted using the lessee's incremental borrowing rate. The lease payments include fixed payments (including in-substance fixed payments) less any lease incentives receivable, variable lease payments that depend on a lease by lease basis. In calculating the present value of lease payments, the Company uses the incremental borrowing rate at the lease commencement date if the interest rate implicit in the lease is not readily determinable.



Short-term Leases and leases of low-value assets

The company applies the short-term lease recognition exemption to its short-term leases (i.e., those leases that have a lease term of 12 months or less from the commencement date and do not contain a purchase option). It also applies the lease of low-value assets recognition exemption to leases that are considered of low value. Lease payments on short-term leases and leases of low-value assets are recognised as expense on a straight-line basis over the lease term.

1.9 Inventory

Inventories are stated at lower of cost or net realisable value. Cost of Inventories comprises of cost of purchase, cost of conversion and other costs incurred in bringing the inventories to their present location and condition. Closing stock cost is determined on FIFO basis

1.10 Employee Benefits

The Company did not have any have any employee during the period under review.

The undiscounted amount of short-term employee benefits i.e. wages and salaries, bonus, incentive and annual leave etc. expected to be paid in exchange for the service rendered by employees are recognized as an expense except in so far as employment costs may be included within the cost of an asset during the period when the employee renders the services.

Retirement benefit in the form of provident fund and pension contribution is a defined contribution scheme and is recognized as an expense except in so far as employment costs may be included within the cost of an asset.

Gratuity is a defined benefit obligation. The liability is provided for on the basis of actuarial valuation made at the end of each financial year. The actuarial valuation is done as per Projected Unit Credit method.

Remeasurements, comprising of actuarial gains and losses, the effect of the asset ceiling, excluding amounts included in net interest on the net defined benefit liability and the return on plan assets (excluding amounts included in net interest on the net defined benefit liability), are recognised immediately in the balance sheet with a corresponding debit or credit to profit or loss through OCI in the period in which they occur. Remeasurements are not reclassified to profit or loss in subsequent periods.

1.11 Foreign Exchange Transactions

These financial statements are presented in Indian rupees (INR), which is the Company's functional currency.



Transactions in foreign currency are recorded on initial recognition at the spot rate prevailing at the time of the transaction.

At the end of each reporting period

- Monetary items (Assets and Liabilities) denominated in foreign currencies are retranslated at the rates prevailing at that date.
- Non-monetary items carried at fair value that are denominated in foreign currencies are retranslated at the rates prevailing at the date when the fair value was determined.
- Non-monetary items that are measured in terms of historical cost in a foreign currency are not retranslated

Exchange differences on monetary items are recognized in profit or loss in the period in which they arise.

1.12 Fair Value Measurement:-

The Company measures financial instruments at fair value at each balance sheet date. Fair value is the price that would be received to sell an asset or paid to transfer a liability in an orderly transaction between market participants at the measurement date. The fair value measurement is based on the presumption that the transaction to sell the asset or transfer the liability takes place either:

- In the principal market for the asset or liability, or
- In the absence of a principal market, in the most advantageous market for the asset or liability.


The principal or the most advantageous market must be accessible by the Company. The fair value of an asset or a liability is measured using the assumptions that market participants would use when pricing the asset or liability, assuming that market participants act in their economic best interest.

A fair value measurement of a non-financial asset takes into account a market participant's ability to generate economic benefits by using the asset in its highest and best use or by selling it to another market participant that would use the asset in its highest and best use.

The Company uses valuation techniques that are appropriate in the circumstances and for which sufficient data are available to measure fair value, maximising the use of relevant observable inputs and minimising the use of unobservable inputs.

All assets and liabilities for which fair value is measured or disclosed in the financial statements are categorized within the fair value hierarchy, described as follows, based on the lowest level input that is significant to the fair value measurement as a whole:

- Level 1 — Quoted (unadjusted) market prices in active markets for identical assets



or liabilities

- Level 2 — Valuation techniques for which the lowest level input that is significant to the fair value measurement is directly or indirectly observable
- Level 3 — Valuation techniques for which the lowest level input that is significant to the fair value measurement is unobservable.

For assets and liabilities that are recognised in the financial statements on a recurring basis, the Company determines whether transfers have occurred between levels in the hierarchy by re-assessing categorisation (based on the lowest level input that is significant to the fair value measurement as a whole) at the end of each reporting period.

For the purpose of fair value disclosures, the Company has determined classes of assets & liabilities on the basis of the nature, characteristics and the risks of the asset or liability and the level of the fair value hierarchy as explained above.

1.13 Financial Instrument

A financial instrument is any contract that gives rise to a financial asset of one entity and a financial liability or equity instrument of another entity.

a) **Recognition**

The company recognizes financial assets and financial liabilities when it becomes a party to the contractual provisions of the instrument

b) **Measurement**

i) Financial assets

A financial asset is measured at

- amortised cost or
- fair value either through other comprehensive income or through profit or loss


ii) Financial liability

A financial liabilities is measured at

- amortised cost using the effective interest method or
- fair value through profit or loss.

iii) Initial recognition and measurement:-

All financial assets and liabilities are recognized at fair value at initial recognition, plus or minus, any transaction cost that are directly attributable



to the acquisition or issue of financial assets and financial liabilities that are not at fair value through profit or loss.

iv) **Subsequent measurement**

Financial assets as subsequent measured at amortised cost or fair value through other comprehensive income (FVOCI) or fair value through profit or loss (FVTPL) as the case may be.

Financial liabilities are subsequent measured at amortised cost or fair value through profit or loss.

c) **Financial assets**

i) **Trade Receivables:-**

Trade receivables are the contractual right to receive cash or other financial assets and recognized initially at fair value. Subsequently measured at amortised cost (Initial fair value less expected credit loss). Expected credit loss is the difference between all contractual cash flows that are due to the company and all that the company expects to receive (i.e. all cash shortfall), discounted at the effective interest rate.

ii) **Equity investments -Investment in Subsidiary, associates & Joint venture**

Investment in Subsidiary, associates & Joint venture is carried at cost as per Ind AS 27

All other equity investments in scope of Ind AS 109 are measured at fair value. Equity instruments which are held for trading and contingent consideration recognised by an acquirer in a business combination to which Ind AS103 applies are classified as at FVTPL. For all other equity instruments, the company may make an irrevocable election to present in other comprehensive income subsequent changes in the fair value. The Company makes such election on an instrument by- instrument basis. The classification is made on initial recognition and is irrevocable.

If the Company decides to classify an equity instrument as at Fair value to other comprehensive income (FVTOCI), then all fair value changes on the instrument, excluding dividends, are recognized in the OCI. There is no recycling of the amounts from OCI to P&L, even on sale of investment. However, the company may transfer the cumulative gain or loss within equity.

Equity instruments included within the FVTPL category are measured at fair value with all changes recognized in the P&L.

d) **Cash and cash Equivalents:-**

Cash and cash equivalent in the balance sheet comprise cash at banks and on hand and short-term deposits with an original maturity of three months or



less, highly liquid investments that are readily convertible into known amounts of cash and which are subject to insignificant risk of changes in value.

e) Impairment of Financial Assets:-

The Company recognizes loss allowances using the expected credit loss (ECL) model for the financial assets which are not fair valued through profit or loss. Loss allowance for trade receivables with no significant financing component is measured at an amount equal to life time ECL. For all other financial assets, expected credit losses are measured at an amount equal to the 12-month ECL, unless there has been a significant increase in credit risk from initial recognition in which case those are measured at life time ECL. The amount of expected credit losses (or reversal) that is required to adjust the loss allowance at the reporting date to the amount that is required to be recognised is recognized as an impairment gain or loss in profit or loss.

f) Financial liabilities

i) Trade payables :-

Trade payables represent liabilities for goods and services provided to the Company prior to the end of financial year and which are unpaid. Trade payables are presented as current liabilities unless payment is not due within 12 months after the reporting period or not paid/payable within operating cycle. They are recognised initially at their fair value and subsequently measured at amortised cost using the effective interest method.

ii) Borrowings:-

Borrowings are initially recognised at fair value, net of transaction costs incurred. Borrowings are subsequently measured at amortised cost. Any difference between the proceeds (net of transaction costs) and the redemption amount is recognised in profit or loss over the period of the borrowings using the effective interest method. Fees paid on the establishment of loan facilities are recognised as transaction costs of the loan.

Borrowings are classified as current liabilities unless the Company has an unconditional right to defer settlement of the liability for at least 12 months after the reporting period. Where there is a breach of a material provision of a long-term loan arrangement on or before the end of the reporting period with the effect that the liability becomes payable on demand on the reporting date, the company does not classify the liability as current, if the lender agreed, after the reporting period and before the approval of the financial statements for issue, not to demand payment as a consequence of the breach.

iii) Equity Instruments:-



An equity instrument is any contract that evidences a residual interest in the assets of company after deducting all of its liabilities. Equity instruments are recognised at the proceeds received, net of direct issue costs.

g) Derecognition of financial instrument:-

The company derecognizes a financial asset when the contractual rights to the cash flows from the financial asset expire or it transfers the financial asset and the transfer qualifies for derecognition under Ind AS 109. A financial liability (or a part of a financial liability) is derecognized from the company's balance sheet when the obligation specified in the contract is discharged or cancelled or expires.

h) Offsetting of financial instruments:-

Financial assets and financial liabilities are offset and the net amount is reported in the balance sheet if there is a currently enforceable legal right to offset the recognised amounts and there is an intention to settle on a net basis, to realise the assets and settle the liabilities simultaneously

i) Financial guarantee

Financial guarantee contracts issued by the Company are those contracts that require a payment to be made to reimburse the holder for a loss it incurs because the specified debtor fails to make a payment when due in accordance with the terms of a debt instrument. Financial guarantee contracts are recognised initially as a liability at fair value, adjusted for transaction costs that are directly attributable to the issuance of the guarantee. Subsequently, the liability is measured at the higher of the amount of loss allowance determined as per impairment requirements of IND AS 109 and the amount recognised less cumulative amortization.

1.14 Operating cycle:-

Based on the nature of products / activities of the Company and the normal time between acquisition of assets and their realisation in cash or cash equivalents, the Company has determined its operating cycle as 12 months for the purpose of classification of its assets and liabilities as current and non-current.

1.15 Earning Per Share

The Earning per share is computed in accordance with the IND AS 33. Basic earnings per share are calculated by dividing the net profit or loss for the year attributable to equity shareholders by the weighted average number of equity shares outstanding during the year. For the purpose of calculating diluted earnings per share, the net profit or loss for the year attributable to equity shareholders and the



weighted average number of shares outstanding during the year are adjusted for the effects of all dilutive potential equity shares.

1.16 Provisions, Contingent Liabilities and Contingent Assets

- I. A contingent liability is a possible obligation that arises from past events whose existence will be confirmed by the occurrence or non-occurrence of one or more uncertain future events beyond the control of the Company or a present obligation that is not recognized because it is not probable that an outflow of resources will be required to settle the obligation. A contingent liability also arises in extremely rare cases where there is a liability that cannot be recognized because it cannot be measured reliably. The Company does not recognize a contingent liability but discloses its existence in the financial statements. Contingent liabilities, if material, are disclosed by way of notes and contingent assets, if any, is disclosed in the notes to financial statements.

Contingent liabilities, which according to the management are not expected to materialize are not recognized in the financial statements are disclosed in the notes to the accounts. Contingent assets are neither recognized nor disclosed in financial statements.


- II. A provision is recognized, when Company has a present obligation (legal or constructive) as a result of past events and it is probable that an outflow of resources embodying economic benefits will be required to settle the obligation, in respect of which a reliable estimate can be made for the amount of obligation. The expense relating to the provision is presented in the profit and loss net of any reimbursement. If the effect of the time value of money is material, provisions are discounted using a current pretax rate that reflects, when appropriate, the risks.

1.17 Segment Reporting

The company is to be mainly into the business of manufacturing and sale of pharma products. The company has not yet started commercial operations.

1.18 Cash flows

Cash flows are reported using the indirect method, where by profit before tax is adjusted for the effects of transactions of a non-cash nature, any deferrals or accruals of past or future operating cash receipts or payments and item of income or expenses associated with investing or financing cash flows. The Cash flows from operating, investing and financing activities of the company are segregated



1.19 Impairment of Assets

The Company assesses, at each reporting date, whether there is an indication that an asset may be impaired. If any indication exists, or when annual impairment testing for an asset is required, the Company estimates the asset's recoverable amount. An asset's recoverable amount is the higher of an asset's or cash-generating unit's (CGU) fair value less costs of disposal and its value in use. Recoverable amount is determined for an individual asset, unless the asset does not generate cash inflows that are largely independent of those from other assets or groups of assets. When the carrying amount of an asset or CGU exceeds its recoverable amount, the asset is considered impaired and is written down to its recoverable amount.



In assessing value in use, the estimated future cash flows are discounted to their present value using a pre-tax discount rate that reflects current market assessments of the time value of money and the risks specific to the asset. In determining fair value less costs of disposal, recent market transactions are taken into account. If no such transactions can be identified, an appropriate valuation model is used. These calculations are corroborated by valuation multiples, quoted share prices for publicly traded companies or other available fair value indicators.

Impairment losses of continuing operations, including impairment on inventories, are recognised in the statement of profit and loss, except for properties previously revalued with the revaluation surplus taken to Other Comprehensive Income (OCI). For such properties, the impairment is recognised in OCI up to the amount of any previous revaluation surplus.

For assets other than goodwill, an assessment is made at each reporting date to determine whether there is an indication that previously recognised impairment losses no longer exist or have decreased. If such indication exists, the Company estimates the asset's or CGU's recoverable amount. A previously recognised impairment loss is reversed only if there has been a change in the assumptions used to determine the asset's recoverable amount since the last impairment loss was recognised. The reversal is limited so that the carrying amount of the asset does not exceed its recoverable amount, nor exceed the carrying amount that would have been determined, net of depreciation, had no impairment loss been recognised for the asset in prior years. Such reversal is recognised in the statement of profit or loss unless the asset is carried at a revalued amount, in which case, the reversal is treated as a revaluation increase.

Goodwill is tested for impairment as at each Balance Sheet date and when circumstances indicate that the carrying value may be impaired.

Impairment is determined for goodwill by assessing the recoverable amount of each CGU (or group of CGUs) to which the goodwill relates. When the recoverable amount of the CGU is less than its carrying amount, an impairment loss is recognised. Impairment losses relating to goodwill cannot be reversed in future periods.



Intangible assets with indefinite useful lives are tested for impairment annually as at each Balance sheet date at the CGU level, as appropriate, and when circumstances indicate that the carrying value may be impaired.



When an impairment loss subsequently reverses, the carrying amount of the asset (or a cash-generating unit) is increased to the revised estimate of its recoverable amount, but so that the increased carrying amount does not exceed the carrying amount that would have been determined had no impairment loss been recognised for the asset (or cash-generating unit) in prior years. A reversal of an impairment loss is recognised immediately in profit or Loss.

1.20 Current and non-current assets and liabilities

All financial assets and liabilities maturing with-in the time period of operating cycle which at present is 1 year are considered current assets or liabilities. All assets and liabilities, not being current are considered noncurrent assets or liabilities.

1.21 Expenditure during construction period:-


Assets in the course of construction are capitalized in the assets and treated as capital work in progress and upon commissioning of project the assets are capitalised and transferred to appropriate category of PPE. At the point when an asset is operating at management's intended use, the cost of construction is transferred to appropriate category of PPE.



SANSKAR MEDICA INDIA LIMITED
(FORMERLY YATHARTH HOSPITAL PRIVATE LIMITED)

Note No.	Particulars	As at March 31, 2022	As at March 31, 2021	As at March 31, 2020	As at March 31, 2019	As at April 1, 2018
2	Cash and cash equivalents					
	Balance with banks in current accounts	0.01	0.01	0.01	0.10	0.10
	Cash in hand	-	-	-	-	-
	Total	0.01	0.01	0.01	0.10	0.10
3	Other Current assets					
	Staff Imprest and Advances	-	-	-	-	-
	Other amount recoverable	56.10	56.10	56.13	56.13	18.73
	Total	56.10	56.10	56.13	56.13	18.73
6	Other financial liabilities					
	Liability for land	-	-	-	-	-
	Expenses Payable	1.12	1.10	1.08	1.12	0.05
	Total	1.12	1.10	1.08	1.12	0.05

<this space has been intentionally left blank>



SANSKAR MEDICA INDIA LIMITED
(FORMERLY YATHARTH HOSPITAL PRIVATE LIMITED)

Trade receivable ageing schedule

(Rs. In Millions)

As at 31st March, 2022

Particulars	Outstanding for following periods					Total
	Less than 6 months	6 Months-1 year	1-2 years	2-3 years	More than 3 years	
a) Undisputed Trade receivables- Considered good	-	-	-	-	-	-
b) Undisputed Trade receivables- Considered doubtful	-	-	-	-	-	-
c) Undisputed Trade receivables- credit impaired	-	-	-	-	-	-
d) Disputed Trade receivables- Considered good	-	-	-	-	-	-
e) Disputed Trade receivables- Considered doubtful	-	-	-	-	-	-
f) Disputed Trade receivables- credit impaired	-	-	-	-	-	-

As at 31st March, 2021

Particulars	Outstanding for following periods					Total
	Less than 6 months	6 Months-1 year	1-2 years	2-3 years	More than 3 years	
a) Undisputed Trade receivables- Considered good	-	-	-	-	-	-
b) Undisputed Trade receivables- Considered doubtful	-	-	-	-	-	-
c) Undisputed Trade receivables- credit impaired	-	-	-	-	-	-
d) Disputed Trade receivables- Considered good	-	-	-	-	-	-
e) Disputed Trade receivables- Considered doubtful	-	-	-	-	-	-
f) Disputed Trade receivables- credit impaired	-	-	-	-	-	-

As at 31st March, 2020

Particulars	Outstanding for following periods					Total
	Less than 6 months	6 Months-1 year	1-2 years	2-3 years	More than 3 years	
a) Undisputed Trade receivables- Considered good	-	-	-	-	-	-
b) Undisputed Trade receivables- Considered doubtful	-	-	-	-	-	-
c) Undisputed Trade receivables- credit impaired	-	-	-	-	-	-
d) Disputed Trade receivables- Considered good	-	-	-	-	-	-
e) Disputed Trade receivables- Considered doubtful	-	-	-	-	-	-
f) Disputed Trade receivables- credit impaired	-	-	-	-	-	-

As at 31st March, 2019

Particulars	Outstanding for following periods					Total
	Less than 6 months	6 Months-1 year	1-2 years	2-3 years	More than 3 years	
a) Undisputed Trade receivables- Considered good	-	-	-	-	-	-
b) Undisputed Trade receivables- Considered doubtful	-	-	-	-	-	-
c) Undisputed Trade receivables- credit impaired	-	-	-	-	-	-
d) Disputed Trade receivables- Considered good	-	-	-	-	-	-
e) Disputed Trade receivables- Considered doubtful	-	-	-	-	-	-
f) Disputed Trade receivables- credit impaired	-	-	-	-	-	-

As at 1st April, 2018

Particulars	Outstanding for following periods					Total
	Less than 6 months	6 Months-1 year	1-2 years	2-3 years	More than 3 years	
a) Undisputed Trade receivables- Considered good	-	-	-	-	-	-
b) Undisputed Trade receivables- Considered doubtful	-	-	-	-	-	-
c) Undisputed Trade receivables- credit impaired	-	-	-	-	-	-
d) Disputed Trade receivables- Considered good	-	-	-	-	-	-
e) Disputed Trade receivables- Considered doubtful	-	-	-	-	-	-
f) Disputed Trade receivables- credit impaired	-	-	-	-	-	-



SANSKAR MEDICA INDIA LIMITED
(FORMERLY YATHARTH HOSPITAL PRIVATE LIMITED)
Notes to Restated Financial Statements
Share Capital

Note No.	Particulars	As at March 31, 2022	As at March 31, 2021	As at March 31, 2020	As at March 31, 2019	As at April 1, 2018
4	Authorised 1,00,00,000 Equity shares of Rs. 10/- each	100.00	100.00	100.00	100.00	100.00
	Total	100.00	100.00	100.00	100.00	100.00
	Equity share capital Issued, Subscribed & Paid up 5,622,950 Equity shares of Rs. 10/- each for FY 2020-21, 2019-20 and 18,82,950 for 2018-2019	56.23	56.23	56.23	56.23	18.83
	Issued, Subscribed & Not Paid up NIL					
	Total	56.23	56.23	56.23	56.23	18.83

4.1 Reconciliation of number of shares outstanding at the beginning and at the end of the reporting period

Equity Shares						
Shares outstanding at the beginning of the year	5,622,950	5,622,950	5,622,950	1,882,950	1,882,950	
Shares issued during the year	-	-	-	3,740,000	-	
Shares brought back during the year	-	-	-	-	-	
Shares outstanding at the end of the year	5,622,950	5,622,950	5,622,950	5,622,950	1,882,950	

4.2 Terms / rights attached to Equity shares

The Company has only one class of equity shares having a par value of Rs.10 per share. Each holder of equity shares is entitled to one vote per share.

In the event of the liquidation of the Company, the holder of equity shares will be entitled to receive remaining assets of the company, after distribution of all preferential amounts. The distribution will be in proportion to the number of equity shares held by the shareholders.

4.3 Equity Shares in the company held by each shareholder holding more than 5 percent shares specifying the number of shares held

Name of Shareholder	As at March 31, 2022		As at March 31, 2021		As at March 31, 2020		As at March 31, 2019		As at April 1, 2018	
	No. of equity shares held	% of holding	No. of equity shares held	% of holding	No. of equity shares held	% of holding	No. of equity shares held	% of holding	No. of equity shares held	% of holding
Yatharth Hospital & Trauma Care Services Private Limited	5,622,944	100.00%	5,622,944	100.00%	5,622,944	100.00%	5,622,944	100.00%	1,882,944	33.49%
Ajay Kumar Tyagi *	1	0.00%	1	0.00%	1	0.00%	1	0.00%	1	0.00%
Kapil Kumar *	1	0.00%	1	0.00%	1	0.00%	1	0.00%	1	0.00%
Neena Tyagi *	1	0.00%	1	0.00%	1	0.00%	1	0.00%	1	0.00%
Manju Tyagi *	1	0.00%	1	0.00%	1	0.00%	1	0.00%	1	0.00%
Yatharth Tyagi *	1	0.00%	1	0.00%	1	0.00%	1	0.00%	1	0.00%
Sanskar Tyagi *	1	0.00%	1	0.00%	1	0.00%	1	0.00%	1	0.00%
	5,622,950		5,622,950		5,622,950		5,622,950		1,882,950	

* Equity shares held for and on behalf of Yatharth Hospital & Trauma Care Services Ltd

4.4 Equity shares reserved for issue under options and contracts / commitments for the sale of shares / disinvestments, including terms and amounts
NIL

4.5 Aggregate number and class of equity shares allotted as fully paid up pursuant to contract without payment being received in cash, allotment by way of bonus shares or shares bought back

No Shares have been issued as Bonus shares or shares Bought Back

4.6 Yatharth Hospital & Trauma Care Services Private Limited is the Holding Company of the Company

4.7 Shareholding of Promoters


S. No.	Name of Shareholder	As at March 31, 2021			As at March 31, 2020			As at March 31, 2019			As at April 1, 2018		
		No. of equity shares held	% of total shares	% Change during Year	No. of equity shares held	% of total shares	% Change during Year	No. of equity shares held	% of total shares	% Change during Year	No. of equity shares held	% of total shares	% Change during Year
1	Yatharth Hospital & Trauma Care Services Private Limited												
	Opening Balance	5,622,950	100.00%		5,622,950	100.00%		1,882,950	33.49%		1,882,950	100.00%	-
	Acquired During the year	-	0.00%		-	0.00%		3,740,000	66.51%		-	0.00%	
	Closing Balance	5,622,950	100.00%	0.00%	5,622,950	100.00%	0.00%	5,622,950	100.00%	198.62%	1,882,950	100.00%	0.00%

S. No. Name of Shareholder

As at March 31, 2022

	No. of equity shares held	% of total shares	% Change during Year
1	Yatharth Hospital & Trauma Care Services Private Limited		
	Opening Balance	5,622,950	100.00%
	Acquired During the year	-	0.00%
	Closing Balance	5,622,950	100.00%

<this space has been intentionally left blank>



SANSKAR MEDICA INDIA LIMITED
(FORMERLY YATHARTH HOSPITAL PRIVATE LIMITED)
Notes to Restated Financial Statements

5 Other Equity

Particulars	Securities Premium	Retained Earnings	Total other Equity
Balance as at 1st April, 2018	-	(0.05)	-
Addition/(deletion) during the year	-	-	-
Impact on account of Transition to Ind AS, net of related deferred tax as at 1 April, 2018	-	-	-
Surplus in the statement of profit and loss transferred during the year	-	(0.05)	(0.05)
Addition/(deletion) during the year	-	(1.07)	(1.07)
Remeasurement of defined benefit liability (net of tax)	-	-	-
Balance as at 31st March, 2019	-	(1.12)	(1.12)

Particulars	Securities Premium	Retained Earnings	Total other Equity
Balance as at 1st April, 2019	-	(1.12)	(1.12)
Impact on account of Transition to Ind AS 116, net of related deferred tax as at 1 April, 2018	-	-	-
Surplus in the statement of profit and loss transferred during the year	-	(1.12)	(1.12)
Addition/(deletion) during the year	-	(0.04)	(0.04)
Balance as at 31st March, 2020	-	(1.17)	(1.17)

Particulars	Securities Premium	Retained Earnings	Total other Equity
Balance as at 1st April, 2020	-	(1.17)	(1.17)
Impact on account of Transition to Ind AS 116, net of related deferred tax as at 1 April, 2020	-	-	-
Surplus in the statement of profit and loss transferred during the year	-	(1.17)	(1.17)
Remeasurement of defined benefit liability (net of tax)	-	(0.05)	(0.05)
Balance as at 31st March, 2021	-	(1.21)	(1.21)

Particulars	Securities Premium	Retained Earnings	Total other Equity
Balance as at 1st April, 2021	-	(1.21)	(1.21)
Impact on account of Transition to Ind AS 116, net of related deferred tax as at 1 April, 2021	-	-	-
Surplus in the statement of profit and loss transferred during the year	-	(1.21)	(1.21)
Remeasurement of defined benefit liability (net of tax)	-	(0.02)	(0.02)
Balance as at 31st March, 2022	-	(1.23)	(1.23)

Securities Premium



Securities premium is used to record the premium received on issue of shares. It is utilised in accordance with the provisions of the Companies Act, 2013

Retained Earnings

The amount that can be distributed by the company as dividends to pay its equity and preference (if any) shareholders

Other Comprehensive Income

Remeasurement of defined benefit plans comprise of actuarial gains and losses



SANSKAR MEDICA INDIA LIMITED
(FORMERLY YATHARTH HOSPITAL PRIVATE LIMITED)

Note No.	Particulars	As at March 31, 2022	As at March 31, 2021	As at March 31, 2020	As at March 31, 2019	As at April 1, 2018
	Trade payables					
	(a) Due to Micro and small enterpris	-	-	-	-	-
	(b) Due to others	-	-	-	-	-
	Total	-	-	-	-	-

Trade Payables Aging Schedule

As at 30th September, 2021

Particulars	Less than 1 year	1-2 Years	2-3 Years	More than 3 Years	Total
a) MSME	-	-	-	-	-
b) Others	-	-	-	-	-
c) Disputed dues- MSME	-	-	-	-	-
d) Disputed dues- Others	-	-	-	-	-
Total	-	-	-	-	-

As at 31st March, 2021

Particulars	Less than 1 year	1-2 Years	2-3 Years	More than 3 Years	Total
a) MSME	-	-	-	-	-
b) Others	-	-	-	-	-
c) Disputed dues- MSME	-	-	-	-	-
d) Disputed dues- Others	-	-	-	-	-
Total	-	-	-	-	-

As at 31st March, 2020

Particulars	Less than 1 year	1-2 Years	2-3 Years	More than 3 Years	Total
a) MSME	-	-	-	-	-
b) Others	-	-	-	-	-
c) Disputed dues- MSME	-	-	-	-	-
d) Disputed dues- Others	-	-	-	-	-
Total	-	-	-	-	-


As at 31st March, 2019

Particulars	Less than 1 year	1-2 Years	2-3 Years	More than 3 Years	Total
a) MSME	-	-	-	-	-
b) Others	-	-	-	-	-
c) Disputed dues- MSME	-	-	-	-	-
d) Disputed dues- Others	-	-	-	-	-
Total	-	-	-	-	-

As at 1st April, 2018

Particulars	Less than 1 year	1-2 Years	2-3 Years	More than 3 Years	Total
a) MSME	-	-	-	-	-
b) Others	-	-	-	-	-
c) Disputed dues- MSME	-	-	-	-	-
d) Disputed dues- Others	-	-	-	-	-
Total	-	-	-	-	-

<this space has been intentionally left blank>





SANSKAR MEDICA INDIA LIMITED
(FORMERLY YATHARTH HOSPITAL PRIVATE LIMITED)

Note No.	Particulars	As at 31-March-2022 (Rs.)	As at 31-March-2021 (Rs.)	As at 31-March-2020 (Rs.)	As at 31-March-2019 (Rs.)
7	Other expenses				
	Bank & Finance Charge	0.00	0.00	0.00	0.00
	ROC Fees	-	-	0.03	1.06
	Auditor's remuneration				-
	- For Audit fees	0.02	0.02	0.02	0.01
	Other Miscellaneous Expenses	-	0.03	-	-
	Total	0.02	0.05	0.04	1.07

8	Particulars	As at 31-March-2022 (Rs.)	As at 31-March-2021 (Rs.)	As at 31-March-2020 (Rs.)	As at 31-March-2019 (Rs.)
	Profit for the period/year	(0.02)	(0.05)	(0.04)	(1.07)
	Shares				
	Weighted Average number of equity shares at the beginning of the period/year	5,622,950	5,622,950	5,622,950	1,882,950
Add	Weighted Average number of equity shares issued during the period/year	-	-	-	3,740,000
	Weighted Average number of equity shares at the end of the period/year	5,622,950	5,622,950	5,622,950	5,622,950
Add/(Less)	Items having dilutive impact on equity shares	-	-	-	-
	Weighted Average number of equity shares at the end of the period/year-Diluted EPS	5,622,950	5,622,950	5,622,950	5,622,950
	Earnings Per Share	(0.00)	(0.01)	(0.01)	(0.19)
	Diluted Earnings Per Share	(0.00)	(0.01)	(0.01)	(0.19)

<this space has been intentionally left blank>



Note No. 9

First Time Adoption of Ind AS

For periods up to and including the year ended 31 March 2021, the company prepared its financial statements in accordance with accounting standards notified under section 133 of the Companies Act 2013, read together with paragraph 7 of the Companies (Accounts) Rules, 2014 (Indian GAAP). Now the company has restated the Financials for the year ended 31 March 2019, 31st March 2020 and 31st March 2021.

The company has prepared restated financial statements which comply with Ind AS applicable for periods ending on 31 March 2021, together with the comparative period data as at and for the year ended 31 March 2020 and 31st March 2019 as described in the summary of significant accounting policies. In preparing these financial statements, the company's opening balance sheet was prepared as at 1st April 2018, the company's date of transition to Ind AS. This note explains the principal adjustments made by the company in restating its Indian GAAP financial statements, including the balance sheet as at 1 April 2018 and the financial statements as at and for the year ended 31 March 2019, 31 March 2020 and 31st March 2021.

Exemptions applied:-

Deemed cost- Fair value of property, plant and equipment

The Company has elected to continue with the carrying value of all of its plant and equipment, and intangible assets recognised as of April 1, 2018 (transition date) measured as per the previous GAAP and use that carrying value as its deemed cost as of the transition date.

Estimates

The estimates at 1 April 2018, as at 31 March 2019, 2020 and 2021 are consistent with those made for the same dates in accordance with Indian GAAP (after adjustments to reflect any differences in accounting policies) apart from the following items where application of Indian GAAP did not require estimation:

Impairment of financial assets based on expected credit loss model.


The estimates used by the company to present these amounts in accordance with Ind AS reflect conditions at 1 April 2018, the date of transition to Ind AS, as of 31 March 2019.

Classification and measurement of financial assets

The company has classified the financial assets in accordance with Ind AS 109 on the basis of facts and circumstances that exist at the date of transition to Ind AS.

Impairment of financial assets: (Trade receivables and other financial assets)


At the date of transition to Ind AS, the Company has determined that there significant increase in credit risk since the initial recognition of a financial instrument would require undue cost or effort, the Company has recognised a loss allowance at an amount equal to lifetime expected credit losses at each reporting date until that financial instrument is derecognised (unless that financial instrument is low credit risk at a reporting date).



SANSKAR MEDICA INDIA LIMITED
(FORMERLY YATHARTH HOSPITAL PRIVATE LIMITED)


Note 9(i)(a)- Effect of Ind AS adoption on the standalone balance sheet as at April 1, 2018

Particulars	Previous GAAP	IND AS ADJUSTMENTS	Ind AS
ASSETS			
1 Non Current assets			
(a) Property, plant and equipment	-	-	-
(b) Capital work in progress	-	-	-
(c) Investment in Subsidiaries	-	-	-
(d) Financial Assets	-	-	-
(e) Other Non Current Assets	-	-	-
	-	-	-
2 Current assets			
(a) Inventories	-	-	-
(b) Financial Assets	-	-	-
(i) Trade receivables	-	-	-
(ii) Cash and cash equivalents	0.10	-	0.10
(iii) Other Financial Assets	-	-	-
(c) Current Tax assets (Net)	-	-	-
(d) Other Current assets	18.73	-	18.73
	18.83	-	18.83
Total Assets	18.83	-	18.83
EQUITY AND LIABILITIES			
1 Equity			
(a) Equity Share Capital	18.83	-	18.83
(b) Other Equity	(0.05)	-	(0.05)
	18.78	-	18.78
2 Non-current liabilities			
(a) Financial liabilities			
(i) Borrowings	-	-	-
(ii) Others	-	-	-
(b) Deferred tax liabilities	-	-	-
(c) Provisions	-	-	-
	-	-	-
3 Current liabilities			
(a) Financial liabilities			
(i) Borrowings	-	-	-
(ii) Trade payables			
(a) Total outstanding dues of Micro Enterprises and Small Enterprises	-	-	-
(b) Total outstanding dues of creditors other than Micro Enterprises and Small Enterprises	-	-	-
(iii) Other financial liabilities	-	-	-
(b) Other current liabilities	0.05	-	0.05
(c) Provisions	-	-	-
	0.05	-	0.05
Total Equity and Liabilities	18.83	-	18.83





Note 9(i)(b)- Effect of Ind AS adoption on the standalone balance sheet as at 31st March 2019

Particulars	Previous GAAP	IND AS ADJUSTMENTS	Ind AS
ASSETS			
1 Non Current assets			
(a) Property, plant and equipment	-	-	-
(b) Capital work in progress	-	-	-
(c) Investment in Subsidiaries	-	-	-
(d) Financial Assets	-	-	-
(e) Other Non Current Assets	-	-	-
	-	-	-
2 Current assets			
(a) Inventories	-	-	-
(b) Financial Assets			
(i) Trade receivables	-	-	-
(ii) Cash and cash equivalents	0.10	-	0.10
(iii) Other Financial Assets	-	-	-
(c) Current Tax assets (Net)	-	-	-
(d) Other Current assets	56.13	-	56.13
	56.22	-	56.22
Total Assets	56.22	-	56.22
EQUITY AND LIABILITIES			
1 Equity			
(a) Equity Share Capital	56.23	-	56.23
(b) Other Equity	(0.07)	(1.05)	(1.12)
	56.16	(1.05)	55.11
2 Non-current liabilities			
(a) Financial liabilities			
(i) Borrowings	-	-	-
(ii) Others	-	-	-
(b) Deferred tax liabilities	-	-	-
(c) Provisions	-	-	-
	-	-	-
3 Current liabilities			
(a) Financial liabilities			
(i) Borrowings	-	-	-
(ii) Trade payables			
(a) Total outstanding dues of Micro Enterprises and Small Enterprises	-	-	-
(b) Total outstanding dues of creditors other than Micro Enterprises and Small Enterprises	-	-	-
(iii) Other financial liabilities	-	1.12	1.12
(b) Other current liabilities	0.06	(0.06)	-
(c) Provisions	-	-	-
	0.06	1.05	1.12
Total Equity and Liabilities	56.22	-	56.22




Note 9(i)(c)- Effect of Ind AS adoption on the standalone balance sheet as at 31st March 2020

Particulars		Previous GAAP	IND AS ADJUSTMENTS	Ind AS
ASSETS				
1	Non Current assets			
	(a) Property, plant and equipment	-	-	-
	(b) Capital work in progress	-	-	-
	(c) Investment in Subsidiaries	-	-	-
	(d) Financial Assets	-	-	-
	(e) Other Non Current Assets	-	-	-
		-	-	-
2	Current assets			
	(a) Inventories	-	-	-
	(b) Financial Assets			
	(i) Trade receivables	-	-	-
	(ii) Cash and cash equivalents	0.01	-	0.01
	(iii) Other Financial Assets	-	-	-
	(c) Current Tax assets (Net)	-	-	-
	(d) Other Current assets	56.16	(0.03)	56.13
		56.17	(0.03)	56.14
	Total Assets	56.17	(0.03)	56.14
EQUITY AND LIABILITIES				
1	Equity			
	(a) Equity Share Capital	56.23		56.23
	(b) Other Equity	(0.09)	(1.08)	(1.17)
		56.14	(1.08)	55.06
2	Non-current liabilities			
	(a) Financial liabilities			
	(i) Borrowings	-	-	-
	(ii) Others	-	-	-
	(b) Deferred tax liabilities	-	-	-
	(c) Provisions	-	-	-
		-	-	-
3	Current liabilities			
	(a) Financial liabilities			
	(i) Borrowings	-	-	-
	(ii) Trade payables			
	(a) Total outstanding dues of Micro Enterprises and Small Enterprises	-	-	-
	(b) Total outstanding dues of creditors other than Micro Enterprises and Small Enterprises	-	-	-
	(iii) Other financial liabilities	-	1.08	1.08
	(b) Other current liabilities	0.03	(0.03)	-
	(c) Provisions	-	-	-
		0.03	1.05	1.08
	Total Equity and Liabilities	56.17	(0.03)	56.14
			(0.00)	(0.00)



Note 9(i)(d)- Effect of Ind AS-adoption on the standalone balance sheet as at 31st March 2021

Particulars		Previous GAAP	IND AS ADJUSTMENTS	Ind AS
ASSETS				
1	Non Current assets			
	(a) Property, plant and equipment	-	-	-
	(b) Capital work in progress	-	-	-
	(c) Investment in Subsidiaries	-	-	-
	(d) Financial Assets	-	-	-
	(e) Other Non Current Assets	-	-	-
		-	-	-
2	Current assets			
	(a) Inventories	-	-	-
	(b) Financial Assets			
	(i) Trade receivables	-	-	-
	(ii) Cash and cash equivalents	0.01	-	0.01
	(iii) Other Financial Assets	-	-	-
	(c) Current Tax assets (Net)	-	-	-
	(d) Other Current assets	55.05	1.05	56.10
		55.07	1.05	56.11
	Total Assets	55.07	1.05	56.11
EQUITY AND LIABILITIES				
1	Equity			
	(a) Equity Share Capital	56.23		56.23
	(b) Other Equity	(1.21)	(0.00)	(1.21)
		55.02	(0.00)	55.02
2	Non-current liabilities			
	(a) Financial liabilities			
	(i) Borrowings	-	-	-
	(ii) Others	-	-	-
	(b) Deferred tax liabilities	-	-	-
	(c) Provisions	-	-	-
		-	-	-
3	Current liabilities			
	(a) Financial liabilities			
	(i) Borrowings	-	-	-
	(ii) Trade payables			
	(a) Total outstanding dues of Micro Enterprises and Small Enterprises	-	-	-
	(b) Total outstanding dues of creditors other than Micro Enterprises and Small Enterprises	-	-	-
	(iii) Other financial liabilities	-	-	-
	(b) Other current liabilities	0.05	1.05	1.10
	(c) Provisions	-	-	-
		0.05	1.05	1.10
	Total Equity and Liabilities	55.07	1.05	56.11



SANSKAR MEDICA INDIA LIMITED
(FORMERLY YATHARTH HOSPITAL PRIVATE LIMITED)

Note 9(ii)(a) Effect of Ind AS adoption on the standalone Profit & Loss as at March 31, 2019

Particular	Notes	Previous GAAP	Effect of transition to Ind AS	Ind AS
Revenue from operations		-	-	-
Other income		-	-	-
Total Income		-	-	-
Expenses:				
Cost of Material Consumed		-	-	-
Employee benefits expense		-	-	-
Specialist charges		-	-	-
Finance cost		-	-	-
Depreciation and amortization expenses		-	-	-
Other expenses		0.02	1.05	1.07
Discount and Provison for Expected credit Loss		-	-	-
Total expenses		0.02	1.05	1.07
Profit/(Loss) before tax		(0.02)	(1.05)	(1.07)
Exceptional items		-	-	-
Profit before tax		(0.02)	(1.05)	(1.07)
Tax expense:				
(1) Current tax		-	-	-
(2) Income tax of earlier years		-	-	-
(3)MAT credit availed/reversed		-	-	-
(4) Deferred tax (net)		-	-	-
Profit/(loss) from operations		(0.02)	(1.05)	(1.07)
Profit/(loss) from continuing operations		(0.02)	(1.05)	(1.07)
Tax expense of continuing operations		-	-	-
Profit/(loss) from continuing operations (after tax)		(0.02)	(1.05)	(1.07)
Profit/(loss) from discontinuing operations		-	-	-
Tax expense of discontinuing operations		-	-	-
Profit/(loss) from discontinuing operations (after tax)		-	-	-
Profit/(loss) for the period		(0.02)	(1.05)	(1.07)
Other Comprehensive Income		-	-	-
Items that will not be reclassified to profit or loss in subsequent periods:				
Re-measurement gains/(losses) on defined benefit plans		-	-	-
Income tax on Item that will not be reclassified to Profit & Loss		-	-	-
Total Comprehensive Income for the period		(0.02)	(1.05)	(1.07)



Note 9(ii)(b) Effect of Ind AS adoption on the standalone Profit & Loss as at March 31, 2020

Particular	Notes	Previous GAAP	Effect of transition to Ind AS	Ind AS
Revenue from operations		-	-	-
Other income		-	-	-
Total Income		-	-	-
Expenses:				
Cost of Material Consumed		-	-	-
Employee benefits expense		-	-	-
Specialist charges	1	-	-	-
Finance cost	2	-	-	-
Depreciation and amortization expenses	2	-	-	-
Other expenses	1,2,3	0.02	0.03	0.04
Discount and Provision for Expected credit Loss	1	-	-	-
Total expenses		0.02	0.03	0.04
Profit/(Loss) before tax		(0.02)	(0.03)	(0.04)
Exceptional items		-	-	-
Profit before tax		(0.02)	(0.03)	(0.04)
Tax expense:				
(1) Current tax		-	-	-
(2) Income tax of earlier years		-	-	-
(3)MAT credit availed/reversed	4	-	-	-
(4) Deferred tax (net)		-	-	-
Profit/(loss) from operations		(0.02)	(0.03)	(0.04)
Profit/(loss) from continuing operations		-	-	-
Tax expense of continuing operations		-	-	-
Profit/(loss) from continuing operations (after tax)		(0.02)	(0.03)	(0.04)
Profit/(loss) from discontinuing operations		-	-	-
Tax expense of discontinuing operations		-	-	-
Profit/(loss) from discontinuing operations (after tax)		-	-	-
Profit/(loss) for the period		(0.02)	(0.03)	(0.04)
Other Comprehensive Income				
Items that will not be reclassified to profit or loss in subsequent periods:				
Re-measurement gains/(losses) on defined benefit plans		-	-	-
Income tax on Item that will not be reclassified to Profit & Loss		-	-	-
Total Comprehensive Income for the period		(0.02)	(0.03)	(0.04)


Explanation for reconciliation of Balance sheet and Profit & Loss as previously reported under previous GAAP to Ind AS

Note-1 Regrouping

Note -2 Loan processing fees: As per IGAAP loan processing fees are charged to profit and loss or capitalized in the period in which it is incurred. Under Ind AS loan processing fees are amortised over the period of loan.

Note-3 Provision for Expected Credit Loss

Note-4- Due to Restatement and Deferred Tax on IND AS Adjustment



Note 9(ii)(c) Effect of Ind AS adoption on the standalone Profit & Loss as at March 31, 2021

Particular	Notes	Effect of		Ind AS
		Previous GAAP	transition to Ind AS	
Revenue from operations		-	-	-
Other income		-	-	-
Total Income		-	-	-
Expenses:				
Cost of Material Consumed		-	-	-
Employee benefits expense		-	-	-
Specialist charges	1	-	-	-
Finance cost	2	-	-	-
Depreciation and amortization expenses	2	-	-	-
Other expenses	1,2,3	1.12	(1.08)	0.05
Discount and Provision for Expected credit Loss	1	-	-	-
Total expenses		1.12	(1.08)	0.05
Profit/(Loss) before tax		(1.12)	1.08	(0.05)
Exceptional items		-	-	-
Profit before tax		(1.12)	1.08	(0.05)
Tax expense:				
(1) Current tax		-	-	-
(2) Income tax of earlier years		-	-	-
(3) MAT credit availed/reversed	6	-	-	-
(4) Deferred tax (net)	6	-	-	-
Profit/(loss) from operations		(1.12)	1.08	(0.05)
Profit/(loss) from continuing operations		(1.12)	1.08	(0.05)
Tax expense of continuing operations		-	-	-
Profit/(loss) from continuing operations (after tax)		(1.12)	1.08	(0.05)
Profit/(loss) from discontinuing operations		-	-	-
Tax expense of discontinuing operations		-	-	-
Profit/(loss) from discontinuing operations (after tax)		-	-	-
Profit/(loss) for the period		(1.12)	1.08	(0.05)
Other Comprehensive Income	7	-	-	-
Items that will not be reclassified to profit or loss in subsequent periods:				
Re-measurement gains/(losses) on defined benefit plans		-	-	-
Income tax on Item that will not be reclassified to Profit & Loss		-	-	-
Total Comprehensive Income for the period		(1.12)	1.08	(0.05)


Explanation for reconciliation of Balance sheet and Profit & Loss as previously reported under previous GAAP to Ind AS

Note-1 Regrouping

Note -2 Loan processing fees: As per IGAAP loan processing fees are charged to profit and loss or capitalized in the period in which it is incurred. Under Ind AS loan processing fees are amortised over the period of loan.


Note-3 Provision for Expected Credit Loss

Note-4- Due to Restatement and Deferred Tax on IND AS Adjustment



Note 9(iii)	Reconciliation of Other Equity			
	As at March 31, 2021	As at March 31, 2020	As at March 31, 2019	As at April 1, 2018
Other equity (shareholder's funds) under previous GAAP	(1.21)	(1.17)	(1.12)	(0.05)
Adjustment made for				
Finance Cost Effect	-	-	-	-
Depreciation effect	-	-	-	-
Provision for Retirement Benefits	-	-	-	-
Provision for Expected Credit Loss	-	-	-	-
Impact of Deferred Tax on Account of Restatment	-	-	-	-
Impact of Deferred Tax on Account of IND AS	-	-	-	-
Other Expenses	-	-	-	-
Effect of MAT Credit on restatment	-	-	-	-
Acturial Gain/Losses	-	-	-	-
Other adjustment				
Other equity (shareholder's funds) under per IND AS	(1.21)	(1.17)	(1.12)	(0.05)

<this space has been intentionally left blank>



**Note 10(i) : Fair Value Measurement
Categories of financial instruments**

Financial assets	As at March 31, 2022	As at March 31, 2021	As at March 31, 2020	As at March 31, 2019*	As at 1 April 2018
Measured at amortised cost					
(i) Trade receivables	-	-	-	-	-
(ii) Cash and Bank balance	0.01	0.01	0.01	0.10	0.10
(iii) Bank Balance other than (ii) above	-	-	-	-	-
(iv) Other financial assets	-	-	-	-	-
(v) Other current assets	56.10	56.10	56.13	56.13	18.73
	56.11	56.11	56.14	56.22	18.83
Measured at Fair value					
Investment other than investment in subsidiaries	-	-	-	-	-
Measured at Cost					
Investment in subsidiary	-	-	-	-	-
Financial liabilities					
	As at March 31, 2022	As at March 31, 2021	As at March 31, 2020	As at March 31, 2019	As at 1 April 2018
Measured at amortised cost					
(i) Borrowings	-	-	-	-	-
(ii) Other financial liabilities	1.12	1.10	1.08	1.12	0.05
(iii) Trade and other payables	-	-	-	-	-
(iv) Other Current liabilities	-	-	-	-	-
Total	1.12	1.10	1.08	1.12	0.05

(i) Fair Value Hierarchy

Fair value measurements

Particulars	Fair value as at					Fair value hierarchy	Valuation technique(s) and key input(s)
	As at March 31, 2022	As at March 31, 2021	As at March 31, 2020	As at March 31, 2019	As at March 31, 2018		
Financial assets	-	-	-	-	-		
Financial Liabilities	-	-	-	-	-		

The fair values of current debtors, cash & bank balances, loan to related party, security deposit to government department, current creditors and current borrowings and other financial liability are assumed to approximate their carrying amounts due to the short-term maturities of these assets and liabilities

Particulars	Carrying value				
	As at Sept 30, 2021	As at March 31, 2021	As at March 31, 2020	As at March 31, 2019	As at March 31, 2018
i) Financial assets - Current					
Trade receivables	-	-	-	-	-
Cash and cash equivalents	-	-	-	-	-
Bank Balances	0.01	0.01	0.01	0.10	0.10
Other current assets	56.10	56.10	56.13	56.13	18.73
Other Financial assets	-	-	-	-	-
ii) Financial liabilities - Current					
Trade payables	-	-	-	-	-
Borrowing	-	-	-	-	-
Other financial liabilities	1.12	1.10	1.08	1.12	0.05
Other current liabilities	-	-	-	-	-

(ii) Valuation techniques used to determine Fair value

The Company maintains policies and procedures to value financial assets or financial liabilities using the best and most relevant data available. The fair values of the financial assets and liabilities are included at the amount that would be received to sell an asset or paid to transfer a liability in an orderly transaction between market participants at the measurement date.



Note 10(ii) : FINANCIAL RISK MANAGEMENT

The Company's principal financial liabilities other than derivatives comprise loans and borrowings trade and other payables. The main purpose of these financial liabilities is to finance the Company's operations. The Company's principal financial assets include loans trade and other receivables and cash and cash equivalents that are derived directly from its operations

The Company's financial risk management is an integral part of how to plan and execute its business strategies. The Company is exposed to market risk credit risk and liquidity risk. The company's focus is to foresee the unpredictability of financial markets and seek to minimize potential adverse effects on its financial performance.

The Company's principal financial liabilities comprise borrowings trade and other payables. The main purpose of these financial liabilities is to manage finances for the Company's operations. The Company principal financial asset includes loan trade and other receivables and cash and short-term deposits that arise directly from its operations.

The Company's activities are exposed to market risk credit risk and liquidity risk.

I. Market risk

Market risk is the risk that the fair value or future cash flows of a financial instrument will fluctuate because of changes in market prices. Market prices comprise three types of risk: currency rate risk interest rate risk and other price risks such as equity price risk and commodity price risk. Financial instruments affected by market risk include loans and borrowings deposits investments and derivative financial instruments.

The sensitivity of the relevant profit or loss item is the effect of the assumed changes in respective market risks.

(a) Interest rate risk

Interest rate risk is the risk that the fair value or future cash flows of a financial instrument will fluctuate because of changes in market interest rates. In order to optimize the Company's position with regard to interest income and interest expenses and to manage the interest rate risk treasury performs a comprehensive corporate interest rate risk management by balancing the proportion of the fixed rate and floating rate financial instruments in its total portfolio .

(i) The exposure of group borrowings to interest rate changes at the end of reporting period are as follows:

Particulars	As at Sept 30 2021	As at March 31 2021	As at March 31 2020	As at March 31 2019	As at April 1 2018
Variable rate borrowings	-	-	-	-	-
Fixed rate borrowings	-	-	-	-	-
Total borrowings	-	-	-	-	-

(ii) As at the end of reporting period the company had the following variable rate borrowings and interest rate swap contracts outstanding:

Particulars	As at March 31 2022			As at March 31 2021		
	Weighted average interest rate	Balance	% of total loans	Weighted average interest rate	Balance	% of total loans
borrowings	-	-	-	-	-	-
% of total loans	-	-	-	-	-	-
Net exposure to cash flow interest rate risk	-	-	-	-	-	-

Particulars	As at March 31 2020			As at March 31 2019		
	Weighted average interest rate	Balance	% of total loans	Weighted average interest rate	Balance	% of total loans
borrowings	-	-	-	-	-	-
% of total loans	-	-	-	-	-	-
Net exposure to cash flow interest rate risk	-	-	-	-	-	-


(iii) Sensitivity

Profit/loss is sensitive to higher/lower interest expense from borrowings as a result of changes in interest rates.

Particulars	Increase/ Decrease in Basis Points	Impact on Profit before Tax for the FY ending			
		March 31 2022	March 31 2021	March 31 2020	March 31 2019
INR	+50	-	-	-	-
	-50	-	-	-	-

(b) Foreign currency risk

Foreign currency risk is the risk that the fair value or future cash flows of an exposure will fluctuate because of changes in foreign exchange rates. The Company has no foreign currency loans in cuent year end and previous year . Therefore no sensitivity is provided.



(c) **Price Risk**

The company exposure to equity securities price risk arises from the investments held by company and classified in the balance sheet at fair value through profit and loss. The company does not have any investments at the current year end and previous year which are held for trading. Therefore no sensitivity is provided.

II. **Credit risk**

Credit risk refers to the risk that a counterparty will default on its contractual obligations resulting in financial loss to the Company. The company has adopted a policy of only dealing with creditworthy counterparties and obtaining sufficient collateral where appropriate as a means of mitigating the risk of financial loss from defaults. The company's credit risk exposure towards its counterparties are continuously monitored. Credit exposure of any party is controlled reviewed and approved by the appointed company official in this regard

Trade receivables may be analysed as follows:

Age of receivables	As at March 31 2022	As at March 31 2021	As at March 31 2020	As at March 31 2019	As at 1 April 2018
Within the credit period					
1-180 days past due	-	-	-	-	-
more than 180 days	-	-	-	-	-
Total	-	-	-	-	-

III. **Liquidity Risk**

Liquidity risk is defined as the risk that company will not be able to settle or meet its obligation on time or at a reasonable price. The Company's objective is to at all times maintain optimum levels of liquidity to meet its cash and collateral requirements. The Company's management is responsible for liquidity funding as well as settlement management. In addition processes and policies related to such risk are overseen by senior management. Management monitors the company's net liquidity position through rolling forecast on the basis of expected cash flows.


The table below provides details regarding the remaining contractual maturities of financial liabilities at the reporting date based on contractual undiscounted payments:

Particulars	Within 1 year	1-3 years	More than 3 years	Total	Carrying amount
As at March 31 2022					
Trade payables	-	-	-	-	-
Other financial liabilities	1.12	-	-	1.12	-
Other current liabilities	-	-	-	-	-
Total	1.12	-	-	1.12	-
As at March 31 2021					
Trade payables	-	-	-	-	-
Other financial liabilities	1.10	-	-	1.10	-
Other current liabilities	-	-	-	-	-
Total	1.10	-	-	1.10	-

Particulars	Within 1 year	1-3 years	More than 3 years	Total	Carrying amount
As at March 31 2020					
Trade payables	-	-	-	-	-
Other financial liabilities	1.08	-	-	1.08	1.08
Other current liabilities	-	-	-	-	-
Total	1.08	-	-	1.08	1.08

Particulars	Within 1 year	1-3 years	More than 3 year	Total	Carrying amount
As at March 31 2019					
Trade payables	-	-	-	-	-
Other financial liabilities	1.12	-	-	1.12	1.12
Other current liabilities	-	-	-	-	-
Total	1.12	-	-	1.12	1.12

Particulars	Within 1 year	1-3 years	More than 3 year	Total	Carrying amount
As at 1 April 2018					
Trade payables	-	-	-	-	-
Other financial liabilities	0.05	-	-	0.05	-
Other current liabilities	-	-	-	-	-
Total	0.05	-	-	0.05	-



Capital Management**Note 10(iii)****(A) Risk Management**

The Company manages its capital to ensure that the company will be able to continue as going concerns while maximising the return to stakeholders through the optimization of the debt and equity balance.

The Company's risk management committee reviews the capital structure of the Company on a semi-annual basis. As part of this review, the committee considers the cost of capital and the risks associated with each class of capital. The Company monitors capital on the basis of following gearing ratio, which is net debt divided by total capital plus debt

(B) Gearing ratio

The gearing ratio at end of the reporting period was as follows.

Particulars	As at March 31, 2022	As at March 31, 2021	As at March 31, 2020	As at March 31, 2019	As at April 1, 2018
Debt*	-	-	-	-	-
Cash and bank balances (including cash and bank balances in a disposal group held for sale)	0.01	0.01	0.01	0.10	0.10
Net debt	(0.01)	(0.01)	(0.01)	(0.10)	(0.10)
Total Equity	55.00	55.02	55.06	55.11	18.78
Net Debts and Total equity	54.98	55.00	55.05	55.01	18.68
Net debt to equity ratio	-0.02%	-0.03%	-0.03%	-0.17%	-0.53%

*Debt is defined as long-term and short-term borrowings including current maturities and books overdraft
Total equity (as shown in balance sheet) includes issued capital and all other equity reserves.

Note 11. Related Party Transactions**a) Names of the related parties and description of relationship:****Holding Company**

Yatharth Hospital & Trauma Care Service Limited

Fellow Subsidiary CompanyAKS Medical & Research Centre Private Limited
Ramaja Multispeciality Hospital & Trauma Centre Private Limited (w.e.f 18.02.2022)**Key managerial personnel (KMP)**1. Dr. Ajay Kumar Tyagi
2. Dr. Kapil Kumar
3. Dr. Neena Tyagi
4. Dr. Manju Tyagi**Enterprise exercising significant influence on the Company**

Enterprises where key managerial personnel along with relatives exercise significant influence No such enterprise

(b) Following is the summary of significant related party transactions during the period / year:

	For the year ended 31 March 2022	For the year ended 31 March 2021	For the year ended 31 March 2020	For the year ended 31 March 2019
--	----------------------------------	----------------------------------	----------------------------------	----------------------------------



Yatharth Hospital & Trauma Care Service Limited	-	-	-	(1.06)
Yatharth Hospital & Trauma Care Service Limited	-	-	-	37.40

c) The Company has the following amounts due from/ to the related parties:

	For the year ended 31 March 2022	For the year ended 31 March 2021	For the year ended 31 March 2020	For the year ended 31 March 2019	As on 1st April, 2018
--	----------------------------------	----------------------------------	----------------------------------	----------------------------------	-----------------------

Amount payables					
Yatharth Hospital & Trauma Care Service Limited	1.06	1.06	1.06	1.06	-
Amount Receivables					
Yatharth Hospital & Trauma Care Service Limited	56.10	56.10	56.13	56.13	18.73

d) All transactions with these related parties are at arm's length basis and resulting outstanding receivables and payables including financial assets and financial liabilities balances are settled in cash. None of the balances are secured. (All the amounts of transactions and balances disclosed in this note are gross and undiscounted.)



SANSKAR MEDICA INDIA LIMITED
(Formerly Yatharth Hospital Private Limited)

12. Ratios as per Schedule III requirement

		2021-22	2020-21	2019-20	2018-19
Current Ratio					
Numerator	Current Assets	56.11	56.11	56.14	56.22
Denominator	Current Liabilities	1.12	1.10	1.08	1.12
Ratio		50.28	51.09	51.95	50.32
%Change		-1.59%	-1.66%	3.25%	-86.92%

Reason for change :- Year 2018-19 First time addition to current asset for that amount.

Debt Equity Ratio

Numerator	Long Term Borrowings + Short Term Borrowings	-	-	-	-
Denominator	Shareholders Funds	55.00	55.02	55.06	55.11
Ratio		-	-	-	-
%Change		0.00%	0.00%	0.00%	0.00%

Reason for change :-

Debt Service Coverage Ratio

Numerator	EBIDTA	(0.02)	(0.05)	(0.04)	(1.07)
Denominator	Principal repayments of Long term borrowings & Int	-	-	-	-
Ratio		-	-	-	-
%Change		0.00%	0.00%	0.00%	0.00%

Reason for change :-

Return on Equity Ratio/Investment

Numerator	Net Profit after Taxes	(0.02)	(0.05)	(0.04)	(1.07)
Denominator	Average Shareholder's Equity	56.23	56.23	56.23	37.53
Ratio		-0.03%	-0.08%	-0.08%	-2.86%
%Change		-62.68%	7.71%	-97.25%	

Reason for change :- For all the years- No operational business or income

Inventory Turnover Ratio

Numerator	Sales	-	-	-	-
Denominator	Average Inventory	-	-	-	-
Ratio		-	-	-	-
%Change		0.00%	0.00%	0.00%	0.00%

Reason for change :-

Trade Receivables Turnover Ratio

Numerator	Net Credit Sales	-	-	-	-
Denominator	Avg Accounts Receivable	-	-	-	-
Ratio		-	-	-	-
%Change		0.00%	0.00%	0.00%	0.00%

Reason for change :-

Trade Payables Turnover Ratio

Numerator	Net Credit Purchases	-	-	-	-
Denominator	Avg Trade Payables	-	-	-	-
Ratio		-	-	-	-
%Change		0.00%	0.00%	0.00%	0.00%

Reason for change :-

Net Capital Turnover Ratio

Numerator	Net Sales	-	-	-	-
Denominator	Working Capital (Current Assets- Current Liabilities)	55.00	55.02	55.06	55.11
Ratio		-	-	-	-
%Change		0.00%	0.00%	0.00%	0.00%

Reason for change :-

Net Profit Ratio


Numerator	Net Profit	(0.02)	(0.05)	(0.04)	(1.07)
Denominator	Net Sales	-	-	-	-
Ratio		-	-	-	-
%Change		0.00%	0.00%	0.00%	0.00%

Reason for change :-

Return on Capital Employed

Numerator	Earning before Interest and Taxes	(0.02)	(0.05)	(0.04)	(1.07)
Denominator	Capital Employed	55.00	55.02	55.06	55.11
Ratio		-0.03%	-0.09%	-0.08%	-1.95%
%Change		-62.67%	7.81%	-95.88%	

Reason for change :- For all the years- No operational business or income



SANSKAR MEDICA INDIA LIMITED

Notes to the Standalone Financial Statements

13. Contingent liabilities NIL
14. There are no fixed assets, therefore there is no impairment loss in accordance with IND AS 36.
15. Foreign exchange earring and outgo
There is no Foreign exchange earring and outgo during the year.
16. Income Tax
As there is no business therefore there is no Income Tax/ Deferred tax payable by the company.
17. Other Statutory information
- (i) The Company does not have any Benami property, where any proceeding has been initiated or pending against the Company for holding any Benami property.
- (ii) The Company does not have any transactions with companies which are struck off.
- (iii) The Company does not have any charges or satisfaction which is yet to be registered with Registrar of Companies beyond the statutory period.
- (iv) The Company has not traded or invested in Crypto currency or Virtual Currency during the year ending March 31, 2022, March 31, 2021, March 31, 2020, March 31, 2019,.
- (v) The Company has not advanced or loaned or invested funds to any other person(s) or entity(ies), including foreign entities (Intermediaries) with the understanding that the Intermediary shall:
- (a) directly or indirectly lend or invest in other persons or entities identified in any manner whatsoever by or on behalf of the company (Ultimate Beneficiaries)
- or
- (b) provide any guarantee, security or the like to or on behalf of the Ultimate Beneficiaries
- (vi) The Company has not received any fund from any person(s) or entity (ies), including foreign entities (Funding Party) with the understanding (whether recorded in writing or otherwise) that the Company shall:



(a) directly or indirectly lend or invest in other persons or entities identified in any manner whatsoever by or on behalf of the Funding Party (Ultimate Beneficiaries)

or

(b) provide any guarantee, security or the like on behalf of the Ultimate Beneficiaries,

(vii) The Company has no such transaction which is not recorded in the books of accounts that has been surrendered or disclosed as income during the year in the tax assessments under the Income Tax Act, 1961 (such as, search or survey or any other relevant provisions of the Income Tax Act, 1961).


(viii) The company has filed a petition with National Company Law Tribunal, Delhi for reduction of paid up capital. The application, when approved, will allow reduction of paid up capital and consequently loan given to parent company, M/s Yatharth Hospital and Trauma Care Services Limited will be reduced as it is wholly owned subsidiary of Yatharth Hospital & Trauma Care Services Limited.

(ix) The company does not have subsidiary, therefore compliance with layers of companies is not applicable.

18. The figures have been regrouped / reclassified and restated as per IND AS requirements.
19. These Financial Statements were approved by Board in its Meeting held on 04.08.2022 at Noida.

As per our report of even date attached.

For MAPSS & Company
Chartered Accountants
FRN: 012796C



Virender Kumar


Partner

M. No. 093571

Place: Noida

Date: 04/08/2022

for and on behalf of the board of
SANSKAR MEDICA INDIA LIMITED



Dr Ajay Kumar Tyagi

Director

DIN: 01792886

Place: New Delhi

Date:

Dr Kapil Kumar

Director

DIN:01818736

Place: New Delhi

Date :

