



**R. NAGPAL ASSOCIATES**  
CHARTERED ACCOUNTANTS

B-1/1018, VASANT KUNJ,  
NEW DELHI - 110 070  
TELEPHONE : 011-41082626  
EMAIL : rohit\_mehra@rnaca.in  
rnaca1@gmail.com

## Independent Auditor's Report

To the Members of  
Yatharth Hospital & Trauma Care Services Limited

Report on the Audit of the Consolidated Indian Accounting Standards (Ind AS) Financial Statements

### Opinion

We have audited the accompanying Consolidated Ind AS financial statements of **Yatharth Hospital & Trauma Care Services Limited** (hereinafter referred to as "the Holding Company"), and its subsidiaries (the Holding Company and its subsidiaries together referred to as "the Group") comprising of the Consolidated Balance Sheet as at **31st March 2024**, the Consolidated Statement of Profit & Loss (including Other Comprehensive Income), the Consolidated Cash Flow Statement and the Consolidated Statement of Changes in Equity for the year then ended and a summary of material accounting policies and other explanatory information (hereinafter referred to as "the consolidated Ind AS financial statements").

In our opinion and to the best of our information and according to the explanations given to us, the aforesaid financial statements give the information required by the Act in the manner so required and give a true and fair view in conformity with the Indian Accounting Standards prescribed under section 133 of the Act read with the Companies (Indian Accounting Standards) Rules, 2015, as amended, ("Ind AS") and other accounting principles generally accepted in India, of the state of affairs of the Group as at March 31, 2024 and its profit, total comprehensive income, changes in equity and its cash flows for the year ended on that date.

### Basis for Opinion

We conducted our audit in accordance with the Standards on Auditing (SAs) specified under section 143(10) of the Companies Act, 2013. Our responsibilities under those Standards are further described in the Auditor's Responsibilities for the Audit of the Consolidated Ind AS financial Statements section of our report. We are independent of the Company in accordance with the Code of Ethics issued by the Institute of Chartered Accountants of India together with the ethical requirements that are relevant to our audit of the financial statements under the provisions of the Companies Act, 2013 and the Rules thereunder, and we have fulfilled our other ethical responsibilities in accordance with these requirements and the Code of Ethics. We believe that the audit evidence we have obtained is sufficient and appropriate to provide a basis for our opinion on the consolidated Ind AS financial statement.

### Key Audit Matters

Key audit matters are those matters that, in our professional judgment and based on the consideration of reports of other auditors on separate/consolidated financial statements of components audited by them, were of most significance in our audit of the consolidated financial statements of the current period. These matters were addressed in the context of our audit of the consolidated financial statements as a whole, and in forming our opinion thereon, and we do not provide a separate opinion on these matters.



Key Audit Matter	How our audit addresses the key audit matter
<p>Refer note 1.3.j.c.i and iv and Note No. 7 to the Consolidated financial statements for material accounting policy and credit risk exposure respectively.</p> <p>As at 31 March 2024, the Company had Rs. 2413.97 Millions as outstanding gross trade receivables and Rs.143.94 Millions as allowance for expected credit loss.</p> <p>The Company applies simplified approach permitted by Ind AS 109 Financial Instruments, which requires lifetime expected credit losses ('ECL') to be recognised from the date of initial recognition of receivables.</p>	<p>Our audit procedures in relation to allowance for expected credit loss on trade receivables, but were not limited to the following:</p> <ul style="list-style-type: none"> <li>• Obtained an understanding of the process adopted by the Company for calculation, recording and monitoring of the impairment loss;</li> <li>• Understood the appropriateness of Company's accounting policy for allowance for expected credit loss on trade receivables and assessed its compliance with the Indian Accounting Standards ('Ind AS');</li> </ul>
<p>Owing to the nature of operations of the Company and related customer profiles, for the purpose of expected credit loss assessment of trade receivables, the Company exercises significant judgement to estimate timing and amount of realization of trade receivables which involves consideration of ageing status, credit information of its customers, historical trends of collection and expected deduction basis past trends.</p> <p>Considering the significant judgement involved, high estimation uncertainty and materiality of amounts involved, we have identified allowance for expected credit loss on trade receivables as a key audit matter.</p>	<ul style="list-style-type: none"> <li>• Assessed, on a sample basis, that items in the receivables ageing report were classified within the correct ageing bracket by comparing individual items in the report with underlying documentation;</li> <li>• Analysed the methodology used by the management and considered the payment history of customers to determine the trend used for arriving at the expected credit loss provision by validating collection and deduction trends. Since the assumptions and inputs used for calculating ECL is based on historical data, we assessed whether such historical experience was representative of current circumstances; and</li> <li>• Evaluated the appropriateness and adequacy of the related disclosures in the Consolidated financial statements to reflect the expected credit loss provision and trade receivables.</li> </ul>


### Information Other than the Financial Statements and Auditor's Report Thereon

The Company's Board of Directors is responsible for the preparation of the other information. The other information comprises the information included in the Management Discussion and Analysis, Board's Report including Annexures to Board's Report, Business Responsibility Report, Corporate Governance and Shareholder's Information, but does not include the consolidated Ind AS financial statements, standalone Ind AS financial statements and our auditor's report thereon.

Our opinion on the consolidated Ind AS financial statements does not cover the other information and we do not express any form of assurance conclusion thereon.

In connection with our audit of the consolidated Ind AS financial statements, our responsibility is to read the other information, consider whether the other information is materially inconsistent with the consolidated Ind AS financial statements or our knowledge obtained during the course of our audit or otherwise appears to be materially misstated.

If, based on the work we have performed, we conclude that there is a material misstatement of this other information, we are required to report that fact. We have nothing to report in this regard.



### **Responsibility of Management for the Consolidated Ind AS Financial Statements**

The Holding Company's Board of Directors is responsible for the matters stated in section 134(5) of the Companies Act, 2013 ("the Act") with respect to the preparation of these consolidated Ind AS financial statements that give a true and fair view of the consolidated financial position, consolidated financial performance, consolidated changes in equity, and consolidated cash flows of the Holding Company in accordance with the accounting principles generally accepted in India, including the accounting Standards specified under section 133 of the Act. The respective Boards of Directors of the companies included in the Group are responsible for maintenance of adequate accounting records in accordance with the provisions of the Act for safeguarding the assets of the Group and for preventing and detecting frauds and other irregularities; selection and application of appropriate accounting policies; making judgments and estimates that are reasonable and prudent; and design, implementation and maintenance of adequate internal financial controls, that were operating effectively for ensuring the accuracy and completeness of the accounting records, relevant to the preparation and presentation of the financial statements that give a true and fair view and are free from material misstatement, whether due to fraud or error, which have been used for the purpose of preparation of the consolidated Ind AS financial statements by the Directors of the Company, as aforesaid.

In preparing the consolidated Ind AS financial statements, management is responsible for assessing the Holding Company's ability to continue as a going concern, disclosing, as applicable, matters related to going concern and using the going concern basis of accounting unless the respective Board of directors management either intends to liquidate the Holding Company or to cease operations, or has no realistic alternative but to do so.

Those Board of Directors are also responsible for overseeing the Holding company's financial reporting process of the Group..


### **Auditor's Responsibility for the Audit of the Consolidated Ind AS Financial Statements**

Our objectives are to obtain reasonable assurance about whether the financial statements as a whole are free from material misstatement, whether due to fraud or error, and to issue an auditor's report that includes our opinion.

Reasonable assurance is a high level of assurance, but is not a guarantee that an audit conducted in accordance with SAs will always detect a material misstatement when it exists. Misstatements can arise from fraud or error and are considered material if, individually or in the aggregate, they could reasonably be expected to influence the economic decisions of users taken on the basis of these consolidated Ind AS financial statements.

As part of an audit in accordance with SAs, we exercise professional judgment and maintain professional skepticism throughout the audit. We also:

- Identify and assess the risks of material misstatement of the financial statements, whether due to fraud or error, design and perform audit procedures responsive to those risks, and obtain audit evidence that is sufficient and appropriate to provide a basis for our opinion. The risk of not detecting a material misstatement resulting from fraud is higher than for one resulting from error, as fraud may involve collusion, forgery, intentional omissions, misrepresentations, or the override of internal control.
- Evaluate the appropriateness of accounting policies used and the reasonableness of accounting estimates and related disclosures made by management.



- Conclude on the appropriateness of management's use of the going concern basis of accounting and, based on the audit evidence obtained, whether a material uncertainty exists related to events or conditions that may cast significant doubt on the Holding Company's ability to continue as a going concern. If we conclude that a material uncertainty exists, we are required to draw attention in our auditor's report to the related disclosures in the financial statements or, if such disclosures are inadequate, to modify our opinion. Our conclusions are based on the audit evidence obtained up to the date of our auditor's report. However, future events or conditions may cause the Holding Company to cease to continue as a going concern.
- Evaluate the overall presentation, structure and content of the consolidated financial statements, including the disclosures, and whether the consolidated financial statements represent the underlying transactions and events in a manner that achieves fair presentation.
- Obtain sufficient appropriate audit evidence regarding the financial information of the entities within the Group to express an opinion on the consolidated financial statements.

Materiality is the magnitude of misstatements in the consolidated financial statements that, individually or in aggregate, makes it probable that the economic decisions of a reasonably knowledgeable user of the consolidated financial statements may be influenced. We consider quantitative materiality and qualitative factors in (i) planning the scope of our audit work and in evaluating the results of our work; and (ii) to evaluate the effect of any identified misstatements in the consolidated financial statements.

We communicate with those charged with governance of the Company and such other entities included in the consolidated financial statements of which we are the independent auditors regarding, among other matters, the planned scope and timing of the audit and significant audit findings, including any significant deficiencies in internal control that we identify during our audit.

We also provide those charged with governance with a statement that we have complied with relevant ethical requirements regarding independence, and to communicate with them all relationships and other matters that may reasonably be thought to bear on our independence, and where applicable, related safeguards.

### **Other Matters**

We did not audit the financial statements of 4 (Four) subsidiaries namely AKS Medical & Research Centre Private Limited, Ramraja Multispeciality Hospital & Trauma Centre Pvt Ltd, Sanskar Medica India Limited and Pristine Infracon Private Limited whose financial statements reflect total assets of Rs.4220.20 Millions as at 31st March 2024, total revenues of Rs.2,534.79 Millions and total Net profit after tax of Rs. 306.55 and net cash inflow/outflow of Rs. 166.11 millions for the year then ended on that date, as considered in the consolidated financial statements.


These financial statements have been audited by other auditors whose reports have been furnished to us by the Management and our opinion on the consolidated financial statements, in so far as it relates to the amounts and disclosures included in respect of these subsidiaries, and our report in terms of sub-sections (3) and (11) of Section 143 of the Act, insofar as it relates to the aforesaid subsidiaries is based solely on the reports of the other auditors.

Our opinion on the consolidated financial statements, and our report on Other Legal and Regulatory Requirements below, is not modified in respect of the above matters with respect to our reliance on the work done and the reports of the other auditors and the financial statements/financial information certified by the Management.




## Report on Other Legal and Regulatory Requirements

1. As required by the Companies (Auditor's Report) Order, 2020 ("the Order") issued by the Central Government of India in terms of Section 143(11) of the Act, we give in the "Annexure A" a statement on the matters specified in paragraphs 3 and 4 of the Order, to the extent applicable
2. A. As required by Section 143(3) of the Act, based on our audit and on the consideration of reports of the other auditors on separate/consolidated financial statements of such subsidiaries as were audited by other auditors, as noted in the "Other Matters" paragraph, we report, to the extent applicable, that:
  - (a) We have sought and obtained all the information and explanations which to the best of our knowledge and belief were necessary for the purposes of our audit of the aforesaid consolidated Ind AS financial statements.
  - (b) In our opinion, proper books of account as required by law relating to preparation of the aforesaid consolidated Ind AS financial statements have been kept so far as it appears from our examination of those books and the reports of the other auditors except for the matters stated in the paragraph 2(B) (f) below on reporting under Rule 11(g) of the Companies (Audit and Auditors) Rules, 2014.
  - (c) The Consolidated Balance Sheet, the Consolidated Statement of Profit and Loss, the Consolidated Statement of Changes in Equity and the Consolidated Cash Flow Statement dealt with by this Report are in agreement with the relevant books of account maintained for the purpose of preparation of the consolidated Ind AS financial statements.
  - (d) In our opinion, the aforesaid consolidated Ind AS financial statements comply with the Accounting Standards (Ind AS) prescribed under section 133 of the Act, read with Rule 7 of the Companies (Accounts) Rules, 2014.
  - (e) On the basis of the written representations received from the directors of the Holding Company as on 31st March, 2024 taken on record by the Board of Directors of the Holding Company and the reports of the statutory auditors of its subsidiary companies, none of the directors of the Group companies, is disqualified as on 31st March, 2024 from being appointed as a director in terms of Section 164 (2) of the Act.
  - (f) the modification relating to the maintenance of accounts and other matters connected therewith are as stated in the paragraph 2A(b) above on reporting under Section 143(3) (b) and paragraph 2B(f) below on reporting under Rule 11(g) of the Companies (Audit and Auditors) Rules, 2014.
  - (g) With respect to the adequacy of the internal financial controls over financial reporting of the Company and the operating effectiveness of such controls, refer to our separate Report in "Annexure B" which is based on the auditors' reports of the Company and its subsidiary companies. Our report expresses an unmodified opinion on the adequacy and operating effectiveness of the Company's internal financial controls over financial reporting.
- B. With respect to the other matters to be included in the Auditor's Report in accordance with Rule 11 of the Companies (Audit and Auditors) Rules, 2014, in our opinion and to the best of our information and according to the explanations given to us and based on the



consideration of the reports of the other auditors on separate/ consolidated financial statements of the subsidiaries as noted in the “Other Matters” paragraph:

- a. The Consolidated Ind AS Financial statement disclose the impact of pending litigations on the consolidated financial position of the group - Refer Note 38 to the consolidated Ind AS financial statements.
- b. The Group does not have any material foreseeable losses in respect of any long-term contracts including derivative contracts;
- c. There are no amounts that were due for being transferred to the Investor Education and Protection Fund by the Holding Company and subsidiary companies.
- d.(a) The respective Managements of the Company and its subsidiaries which are companies incorporated in India, whose financial statements have been audited under the Act, have represented to us that, to the best of their knowledge and belief, no funds (which are material either individually or in the aggregate) have been advanced or loaned or invested (either from borrowed funds or share premium or any other sources or kind of funds) by the Company or any of such subsidiaries to or in any other person or entity, including foreign entity (“Intermediaries”), with the understanding, whether recorded in writing or otherwise, that the Intermediary shall, directly or indirectly lend or invest in other persons or entities identified in any manner whatsoever by or on behalf of the Company or any of such subsidiaries (“Ultimate Beneficiaries”) or provide any guarantee, security or the like on behalf of the Ultimate Beneficiaries.
  - (b) The respective Managements of the Company and its subsidiaries which are companies incorporated in India, whose financial statements have been audited under the Act, have represented to us that, to the best of their knowledge and belief, no funds (which are material either individually or in the aggregate) have been received by the Company or any of such subsidiaries from any person or entity, including foreign entity (“Funding Parties”), with the understanding, whether recorded in writing or otherwise, that the Company or any of such subsidiaries shall, directly or indirectly, lend or invest in other persons or entities identified in any manner whatsoever by or on behalf of the Funding Party (“Ultimate Beneficiaries”) or provide any guarantee, security or the like on behalf of the Ultimate Beneficiaries.
  - (c) Based on the audit procedures that have been considered reasonable and appropriate in the circumstances performed by us on the Company and its subsidiaries which are companies incorporated in India whose financial statements have been audited under the Act, nothing has come to our notice that has caused us to believe that the representations under sub-clause (i) and (ii) of Rule 11(e), as provided under (a) and (b) above, contain any material misstatement.
- e. The Group has not declared or paid any dividend during the year
- f. Proviso to Rule 3(1) of the Companies (Accounts) Rules, 2014 for maintaining books of account using accounting software which has a feature of recording audit trail (edit log) facility is applicable to the Company with effect from April 1, 2023. In respect of the holding company and its Three subsidiaries based on our examination/ Subsidiary Company auditor’s the feature of recording audit trail (edit log) facility was not enabled at the to log any direct data changes for all the accounting softwares used for maintaining the books of account by the Company and its subsidiaries.




- C. With respect to the other matters to be included in the Auditor's Report in accordance with the requirements of section 197(16) of the Act, as amended:

In our opinion and to the best of our information and according to the explanations given to us, the remuneration paid by the Company to its directors during the year is in accordance with the provisions of section 197 of the Act. The remuneration paid to any director by the Company is not in excess of the limit laid down under Section 197 of the Act. The Ministry of Corporate Affairs has not prescribed other details under Section 197(16) of the Act which are required to be commented upon by us.

3. With respect to the matters specified in paragraphs 3(xxi) and 4 of the Companies (Auditor's Report) Order, 2020 (the "Order"/ "CARO") issued by the Central Government in terms of Section 143(11) of the Act, to be included in the Auditor's report, according to the information and explanations given to us, and based on the CARO reports issued by us for the Company and its subsidiaries included in the consolidated financial statements of the Company, to which reporting under CARO is applicable, we report that there are no qualifications or adverse remarks in these CARO reports.

**For R. NAGPAL ASSOCIATES**  
**Chartered Accountants**  
**Firm Registration No. 002626N**



  
**(CA ROHIT MEHRA)**  
**Partner**  
**Membership No. 093910**

**Place: Noida**  
**Dated: 23.05.2024**

**UDIN:24093910BKAKJB3948**

**ANNEXURE A to the Independent Auditor's Report on the Consolidated Financial Statements of Yatharth Hospital & Trauma Care Services Limited for the year ended 31 March 2024 (Referred to in paragraph 1 under 'Report on Other Legal and Regulatory Requirements section of our report of even date)**

In conjunction with our audit of the consolidated Ind AS financial statements of the Company as of and for the year ended March 31, 2024, we have audited the internal financial controls over financial reporting of **Yatharth Hospital & Trauma Care Services Limited** (hereinafter referred to as the "Company") and its subsidiary companies, which are companies incorporated in India, as of that date.

**Management's Responsibility for Internal Financial Controls**

The respective Boards of Directors of the Company and its subsidiary companies, which are companies incorporated in India, are responsible for establishing and maintaining internal financial controls based on the internal control over financial reporting criteria established by the respective Companies considering the essential components of internal control stated in the Guidance Note on Audit of Internal Financial Controls Over Financial Reporting issued by the Institute of Chartered Accountants of India (the "ICAI"). These responsibilities include the design, implementation and maintenance of adequate internal financial controls that were operating effectively for ensuring the orderly and efficient conduct of its business, including adherence to the respective company's policies, the safeguarding of its assets, the prevention and detection of frauds and errors, the accuracy and completeness of the accounting records, and the timely preparation of reliable financial information, as required under the Act.

**Auditor's Responsibility**

Our responsibility is to express an opinion on the internal financial controls over financial reporting of the Company and its subsidiary companies, which are companies incorporated in India, based on our audit. We conducted our audit in accordance with the Guidance Note on Audit of Internal Financial Controls Over Financial Reporting (the "Guidance Note") issued by the Institute of Chartered Accountants of India ("ICAI") and the Standards on Auditing, prescribed under Section 143(10) of the Companies Act, 2013, to the extent applicable to an audit of internal financial controls. Those Standards and the Guidance Note require that we comply with ethical requirements and plan and perform the audit to obtain reasonable assurance about whether adequate internal financial controls over financial reporting was established and maintained and if such controls operated effectively in all material respects.

Our audit involves performing procedures to obtain audit evidence about the adequacy of the internal financial controls system over financial reporting and their operating effectiveness. Our audit of internal financial controls over financial reporting included obtaining an understanding of internal financial controls over financial reporting, assessing the risk that a material weakness exists, and testing and evaluating the design and operating effectiveness of internal control based on the assessed risk. The procedures selected depend on the auditor's judgement, including the assessment of the risks of material misstatement of the financial statements, whether due to fraud or error

We believe that the audit evidence we have obtained is sufficient and appropriate to provide a basis for our audit opinion on the internal financial controls system over financial reporting of the Company and its subsidiary companies, which are companies incorporated in India.

**Meaning of Internal Financial Controls Over Financial Reporting**

A company's internal financial control over financial reporting is a process designed to provide reasonable assurance regarding the reliability of financial reporting and the preparation of financial statements for external purposes in accordance with generally accepted accounting principles. A company's internal financial control over financial reporting includes those policies and procedures that



(1) pertain to the maintenance of records that, in reasonable detail, accurately and fairly reflect the transactions and dispositions of the assets of the company; (2) provide reasonable assurance that transactions are recorded as necessary to permit preparation of financial statements in accordance with generally accepted accounting principles, and that receipts and expenditures of the company are being made only in accordance with authorisations of management and directors of the company; and (3) provide reasonable assurance regarding prevention or timely detection of unauthorised acquisition, use, or disposition of the company's assets that could have a material effect on the financial statements.

#### **Inherent Limitations of Internal Financial Controls Over Financial Reporting**

Because of the inherent limitations of internal financial controls over financial reporting, including the possibility of collusion or improper management override of controls, material misstatements due to error or fraud may occur and not be detected. Also, projections of any evaluation of the internal financial controls over financial reporting to future periods are subject to the risk that the internal financial control over financial reporting may become inadequate because of changes in conditions, or that the degree of compliance with the policies or procedures may deteriorate.


#### **Opinion**

In our opinion, to the best of our information and according to the explanations given to us, the Company has, in all material respects, an adequate internal financial controls system over financial reporting and such internal financial controls over financial reporting were operating effectively as at March 31, 2024, based on the internal control over financial reporting criteria established by the Company considering the essential components of internal control stated in the Guidance Note on Audit of Internal Financial Controls Over Financial Reporting issued by the Institute of Chartered Accountants of India.

**For R. NAGPAL ASSOCIATES**

**Chartered Accountants**

**Firm Registration No. 002626N**

  
  
**(CA ROHIT MEHRA)**  
**Partner**  
**Membership No. 093910**

**Place: Noida**

**Dated: 23.05.2024**

**UDIN:24093910BKAKJB3948**

**YATHARTH HOSPITAL & TRAUMA CARE SERVICES LIMITED**

(Formerly Known as Yatharth Hospital &amp; Trauma Care Services Private Limited)

CIN:U85110DL2008PLC174706

**Consolidated Balance Sheet as at 31st March, 2024**

(All amounts in million, unless otherwise stated)


Particulars	Note No.	As at March 31, 2024	As at March 31, 2023
<b>ASSETS</b>			
<b>I Non-current assets</b>			
(a) Property, Plant and Equipment	2	3,807.91	2,553.09
(b) Intangible Assets	3	-	-
(c) Capital work in progress		-	-
(d) Right-of-use of assets	30	14.06	35.12
(e) Goodwill	46	596.83	397.01
(f) Financial Assets			
(i) Other Financial Assets	4	242.98	19.56
(g) Deferred Tax Assets (Net)	16	102.60	82.79
(h) Other Non Current Assets	5	326.45	9.41
<b>Total non-current assets</b>		<b>5,090.83</b>	<b>3,096.98</b>
<b>II Current assets</b>			
(a) Inventories	6	81.34	60.70
(b) Financial Assets			
(i) Trade receivables	7	2,270.03	1,076.44
(ii) Cash and cash equivalents	8	1,126.96	374.32
(iii) Bank Balance other than (ii) above	9	1,259.40	10.11
(c) Current Tax assets (Net)	10	146.49	111.78
(d) Other Current assets	11	218.25	129.31
<b>Total current assets</b>		<b>5,102.47</b>	<b>1,762.67</b>
<b>Total Assets</b>		<b>10,193.30</b>	<b>4,859.66</b>
<b>EQUITY AND LIABILITIES</b>			
<b>I Equity</b>			
(a) Equity Share Capital	12	858.50	655.17
(b) Other Equity	13	7,884.73	1,174.47
<b>Equity attributable to the owners of the company</b>		<b>8,743.23</b>	<b>1,829.64</b>
Non-controlling interest		-	-
<b>Total Equity</b>		<b>8,743.23</b>	<b>1,829.64</b>
<b>II Non-current liabilities</b>			
(a) Financial liabilities			
(i) Borrowings	14	752.46	2,005.94
(ii) Lease Liabilities	30	-	15.91
(b) Provisions	15	25.40	12.99
(c) Deferred tax liabilities (Net)	16	-	-
<b>Total non-current liabilities</b>		<b>777.86</b>	<b>2,034.84</b>
<b>III Current liabilities</b>			
(a) Financial liabilities			
(i) Borrowings	17	78.09	631.82
(ii) Lease Liabilities	30	15.91	20.45
(iii) Trade payables	18		
(a) Total outstanding dues of Micro Enterprises and Small Enterprises		125.24	15.08
(b) Total outstanding dues of creditors other than Micro Enterprises and Small Enterprises		166.37	153.69
(iv) Other financial liabilities	19	252.75	142.40
(b) Other current liabilities	20	33.34	31.15
(c) Provisions	21	0.51	0.59
<b>Total current liabilities</b>		<b>672.21</b>	<b>995.18</b>
<b>Total Equity and Liabilities</b>		<b>10,193.30</b>	<b>4,859.66</b>

Summary of material accounting policies

The note nos. 1 to 51 are integral part of the standalone financial statements.

As per our report of even date

 For R.Nagpal Associates  
**CHARTERED ACCOUNTANTS**  
 Firm Registration No.002626N

 (Rohit Mehra)  
 Partner  
 M. No. 093910  
 Place: Noida  
 Dated: 23/05/2024

 On behalf of the Board of Directors  
 Yatharth Hospital & Trauma Care Services Limited

 Dr. Ajay Kumar Tyagi  
 Chairman & Whole-Time Director  
 DIN:01792886

 Ritesh Mishra  
 CS & Compliance Officer  
 M. No 51166

 Dr. Kapil Kumar  
 Managing Director  
 DIN:01818736

 Pankaj Prabhakar  
 CFO  
 PAN: AGFPP2937A


**YATHARTH HOSPITAL & TRAUMA CARE SERVICES LIMITED**  
(Formerly Known as Yatharth Hospital & Trauma Care Services Private Limited)  
CIN:U85110DL2008PLC174706

**Consolidated Statement of Profit & Loss for the year ended 31st March, 2024**

(All amounts in million, unless otherwise stated)

Particulars	Note No	For the year ended March 31, 2024	For the year ended March 31, 2023
<b>Income</b>			
I Revenue from operations	22	6,705.47	5,202.93
II Other income	23	156.10	28.07
<b>III Total income (I+II)</b>		<b>6,861.57</b>	<b>5,231.00</b>
<b>IV Expenses:</b>			
Cost of Material Consumed	24	1,333.11	929.35
Employee benefits expense	25	1,170.23	919.30
Finance cost	26	94.18	213.87
Depreciation and amortization expenses	27	293.00	275.07
Other expenses	28	2,402.74	2,016.63
<b>Total expenses</b>		<b>5,293.26</b>	<b>4,354.22</b>
<b>V Profit / (Loss) before tax (III-IV)</b>		<b>1,568.32</b>	<b>876.78</b>
<b>VI Tax expense:</b>			
(1) Current tax		402.78	246.65
(2) Income tax of earlier years		0.01	1.61
(3)MAT credit availed/reversed		4.88	11.03
(4) Deferred tax (net)		15.91	(40.19)
Total tax expenses		423.57	219.09
<b>VII Profit/(Loss) for the year (V-VI)</b>		<b>1,144.75</b>	<b>657.68</b>
<b>VIII Other comprehensive income</b>			
(a)(i) Items that will not be reclassified to profit or loss		-	-
(ii)Income tax relating to items that will not be reclassified to profit or loss		-	-
(b) (i) Items that will be reclassified to profit or loss		1.52	4.01
(ii)Income tax relating to items that will be reclassified to profit or loss		(0.39)	(0.90)
Other comprehensive income for the year		1.13	3.11
<b>IX Total comprehensive income ( VII+VIII )(Comprising Profit/ (Loss) and Other Comprehensive Income for the period)</b>		<b>1,145.87</b>	<b>660.80</b>
Profit/(Loss) for the year attributable to			
To the Owners of the company		1,144.75	657.68
Non Controlling Interest		-	-
Other comprehensive income for the period/year attributable to:			
To the Owners of the company		1.13	3.11
Non Controlling Interest		-	-
Total Comprehensive Income for the period attributable to:			
To the Owners of the company		1,145.87	660.80
Non Controlling Interest		-	-
<b>X Earnings per equity share - Rs</b>			
(1) Basic	29	14.46	10.09
(2) Diluted		14.46	10.09


Summary of material accounting policies

The note nos. 1 to 51 are integral part of the standalone financial statements.

As per our report of even date

For R.Nagpal Associates  
CHARTERED ACCOUNTANTS  
Firm Registration No.002626N

(Rohit Mehra)  
Partner  
M. No. 093910  
Place: Noida  
Dated: 23/05/2024



On behalf of the Board of Directors  
Yatharth Hospital & Trauma Care Services Limited

Dr. Ajay Kumar Tyagi  
Chairman & Whole-Time Director  
DIN:01792886

Ritesh Mishra  
CS & Compliance Officer  
M. No 51166

Dr. Kapil Kumar  
Managing Director  
DIN:01818736

Pankaj Prabhakar  
CFO  
PAN: AGFPP2937A

**YATHARTH HOSPITAL & TRAUMA CARE SERVICES LIMITED**

(Formerly Known as Yatharth Hospital &amp; Trauma Care Services Private Limited)

CIN:U85110DL2008PLC174706

**Consolidated Statement of Cash Flow for the year ended 31st March, 2024**

(All amounts in million, unless otherwise stated)

(Rs. In Millions)

	Particulars	For the year ended March 31, 2024	For the year ended March 31, 2023
<b>A.</b>	<b>Cash flow from operating activities</b>		
	Profit/(Loss) before tax and exceptional items	1,568.32	876.78
	<u>Adjustments for:</u>		
	Depreciation and Amortisation expense	293.00	275.07
	Finance costs	94.18	213.87
	Interest on bank deposits	(125.34)	(1.41)
	<b>Operating profit before working capital changes</b>	<b>1,830.14</b>	<b>1,364.30</b>
	<b>Working capital adjustments</b>		
	(Increase)/Decrease in Trade receivables	(1,192.48)	(221.06)
	(Increase)/Decrease in Inventories	(19.13)	(8.74)
	(Increase)/Decrease in Financial Assets and other Current and Non-Current Assets	(310.85)	(91.01)
	Increase (Decrease) in Financial Liabilities & Other Current and Non-Current Liabilities	91.54	(39.43)
	Increase (Decrease) in Current and Non current Provisions	7.49	7.75
	<b>Cash generated from operations</b>	<b>406.71</b>	<b>1,011.81</b>
	Income tax (paid)/Refund (net)	(437.49)	(373.98)
	<b>Net cash inflow from operating activities----'A'</b>	<b>(30.78)</b>	<b>637.84</b>
<b>B.</b>	<b>Cash flow from Investing activities</b>		
	Purchase of Property, plant and equipment including capital work in progress and capital advances and capital creditors and acquisition of Fixed Assets-Net of Liabilities On account of Business Combination	(933.65)	(198.14)
	Investment in Subsidiary	(201.06)	-
	Interest on Bank deposits	125.34	1.41
	Investment in bank deposits having original maturity of more than three months	(1,249.29)	(6.37)
	<b>Net cash used in investing activities-----'B'</b>	<b>(2,258.65)</b>	<b>(203.10)</b>
<b>C.</b>	<b>Cash flow from Financing activities</b>		
	Net movement of long term borrowings and short term borrowings	(2,631.47)	36.39
	Finance Cost	(94.18)	(213.87)
	Issue of share including premium net of share issue expenses	5,767.72	-
	Payment of lease liability	-	-
	<b>Net cash used in financing activities---'C'</b>	<b>3,042.07</b>	<b>(177.48)</b>
	Net increase/(Decrease) in cash or cash equivalent (A+B+C)	752.64	257.25
	Cash & cash equivalent at the commencement of the period	374.32	117.07
	Add: On account of Business Combination	0.00	-
	<b>Cash &amp; cash equivalent at the end of the period</b>	<b>1,126.96</b>	<b>374.32</b>
	Reconciliation of cash and cash equivalents as per the cash flow statement		
	Balance with banks in current accounts	843.32	356.80
	Cash in hand	22.31	15.45
	Bank Deposits with maturing with in 3 months- pledged with banks	261.33	2.08
	<b>Total</b>	<b>1,126.96</b>	<b>374.32</b>

 For R.Nagpal Associates  
 CHARTERED ACCOUNTANTS  
 Firm Registration No.002626N


(Rohit Menra)

Partner

M. No. 093910

Place: Noida

Dated: 23/05/2024


 On behalf of the Board of Directors  
 Yatharth Hospital & Trauma Care Services Limited

 Dr. Ajay Kumar Tyagi  
 Chairman & Whole-Time Director  
 DIN:01792886

 Dr. Kapil Kumar  
 Managing Director  
 DIN:01818736

 Ritesh Mishra  
 CS & Compliance Officer  
 M. No 51166

 Panraj Prabhakar  
 CFO  
 PAN: AGFPP2937A

**YATHARTH HOSPITAL & TRAUMA CARE SERVICES LIMITED**

(Formerly Known as Yatharth Hospital & Trauma Care Services Private Limited)

CIN:U85110DL2008PLC174706

**Consolidated Statement of changes in Equity as at 31st March, 2024**

(All amounts in million, unless otherwise stated)

**Equity Share Capital :**

Particulars	As at March 31, 2024		As at March 31, 2023	
	Number of Shares	Amount	Number of Shares	Amount
Shares outstanding at the beginning of the reporting year	65.52	655.17	65.52	655.17
Change in equity share capital during the year	20.33	203.33	-	-
Share outstanding at the end of the year	85.85	858.50	65.52	655.17

**Other Equity:**

Particulars	Securities Premium Account	Retained Earnings	Other Comprehensive Income	Equity attributable to shareholders of the company	Equity attributable to Non Controlling Interest	Total Equity
Balance at 1st April, 2022	-	510.98	2.70	513.68	-	513.68
Surplus in the statement of profit and loss transferred during the year	-	657.68	-	657.68	-	657.68
Restated Balances at the closing of the year	-	1,168.66	2.70	1,171.36	-	1,171.36
Issue of Bonus Shares	-	-	-	-	-	-
Total Comprehensive Income for the current year	-	-	3.11	3.11	-	3.11
Balance at 31st March, 2023	-	1,168.66	5.81	1,174.47	-	1,174.47

Particulars	Securities Premium Account	Retained Earnings	Other Comprehensive Income	Equity attributable to shareholders of the company	Equity attributable to Non Controlling Interest	Total Equity
Balance at 1st April, 2023	-	1,168.66	5.81	1,174.47	-	1,174.47
Surplus in the statement of profit and loss transferred during the year	-	1,144.75	-	1,144.75	-	1,144.75
Restated Balances at the closing of the year	-	2,313.41	5.81	2,319.22	-	2,319.22
Issue of Bonus Shares	-	-	-	-	-	-
Total Comprehensive Income for the current year	-	-	1.13	1.13	-	1.13
Issue of Equity Shares-Initial Public Offer	-	-	-	-	-	-
Less: Expenses on issue of equity shares	(332.28)	-	-	(332.28)	-	(332.28)
Balance at 31st March, 2024	(332.28)	2,313.41	6.94	1,988.06	-	1,988.06

For Reserves see Note No-13

As per our report of even date attached to the financial statement


For R.Nagpal Associates  
Chartered Accountants  
Firm Registration No. 002626N

(Rohit Mehra)  
Partner

M. No. 093910

Place: Noida

Dated: 23/05/2024



For and on behalf of the Board  
Yatharth Hospital & Trauma Care Services Limited

Dr. Ajay Kumar Tyagi  
Managing Director  
DIN:01792886

Dr. Kapil Kumar  
Managing Director  
DIN:01818736

Ritesh Mishra  
Co. Secretary & Compliance officer  
M. No 51166

Pankaj Prabhakar  
CFO  
PAN: AGFPP2937A



**Notes to Consolidated Financial Statements**

**1. General Information**

**1.1 About the company**

Yatharth Hospital & Trauma Care Services Limited ("The Company") (Formerly Known as Yatharth Hospital & Trauma Care Services Pvt. Ltd.) was incorporated in New Delhi on 28<sup>th</sup> February 2008. The Company has its registered office at JA, 108 DLF, Tower A, Jasola District, Centre South Delhi 110025. The company has its corporate office at Sector 1, Greater Noida (West), Uttar Pradesh 201308. During the year the Company has completed its Initial Public Offer (IPO) process and its shares got listed on National Stock Exchange of India and Bombay Stock Exchange on 7<sup>th</sup> August 2023.

The Group is primarily involved in the business of providing healthcare services, operating hospitals and other allied services, as may be required for the provision of healthcare services.


**1.2 Basis of preparation**

**a) Basis of preparation of financial statements:**

The Consolidated Financial Statements have been prepared in accordance with the Indian accounting standard (Ind AS), notified under section 133 of the Companies Act 2013 read with Rule 3 of the Companies (Indian Accounting Standards) Rules, 2015 as amended from time to time. The Group has adopted all the applicable Ind AS. The Consolidated Financial Statements have been prepared on accrual and going concern basis. The accounting policies are applied consistently to all the periods presented in the financial statements. The Group has decided to round off the figures to the nearest Millions.

The Company consolidates its subsidiaries and other company in which it exercises control (referred to as Consolidated Companies). Subsidiaries are entities where the group exercises or controls more than one half of its total share capital. The net assets and results of acquired businesses are included in the consolidated financial statements from their respective dates of acquisition, being the date on which the Group obtains control. The results of disposed businesses are included in the consolidated financial statements up to their date of disposal, being the date on which control ceases.

The Consolidated Financial Statements have been prepared using uniform accounting policies for like transactions and other events in similar circumstances. The accounting policies adopted in the preparation of financial statements are consistent with those of



**Notes to Consolidated Financial Statements**

previous year. The financial statement of the Company with those of the Companies consolidated have been combined on a line by line basis by adding together the book values of like items of assets, liabilities, income and expenses, after eliminating intra group balances, intra group transactions and the unrealised profits / losses, unless cost / revenue cannot be recovered.

The excess of cost to the Group of its investment, on the acquisition dates over and above the Group's share of equity in the Companies Consolidated, is recognised as Goodwill on Consolidation being an asset in the consolidated financial statements. The said Goodwill is not amortised, however, it is tested for impairment as at each Balance Sheet date and the impairment loss, if any, is provided for. On the other hand, where the share of equity in Companies consolidated as on the date of investment is in excess of cost of investments of the Group, it is recognised as Capital Reserve and shown under the head Other Equity in the Consolidated Financial Statements.

Investment in Associates is accounted for in Consolidated Financial Statements as per Equity method as per Ind AS 28 - Investments in Associates and Joint Ventures.


Non controlling interests in the net assets of Companies consolidated is identified and presented in the Consolidated Balance Sheet separately within equity. Non controlling interests in the net assets of Consolidated companies consists of:

- (a) The amount of equity attributable to non controlling interests at the date on which investment is made; and
- (b) The non controlling interests share of movements in equity since the date parent subsidiary relationship came into existence.

The Profit and other comprehensive income attributable to non controlling interests are shown separately in the Consolidated Statement of Profit and Loss.

The Consolidated Financial Information includes the financial information of Yatharth Hospital & Trauma Care Services Private Limited and its subsidiaries as set out below:

Name of Company	Country of Incorporation	Year ended	
		March 31, 2024	March 31, 2023
AKS Medical & Research Centre Pvt. Ltd.	India	100%	100%
Sanskar Medica India Limited	India	100%	100%
Ramraja Multispeciality Hospital & Trauma Centre Private Limited	India	100%	100%
Pristine Infracon Private Limited	India	100%	-



## Notes to Consolidated Financial Statements

### Use of estimates and judgements:

The preparation of consolidated financial statements requires management to make judgements, estimates and assumptions in the application of accounting policies that affect the reported amounts of assets, liabilities, income and expenses. Actual results may differ from these estimates. Continuous evaluation is done on the estimation and judgements based on historical experience and other factors, including expectations of future events that are believed to be reasonable. Revisions to accounting estimates are recognised prospectively.

### 1.3 Summary of Material accounting policies

#### 1.3.a) Revenue Recognition

##### Revenue from operations

The Group's revenue from medical and healthcare services comprises of income from hospital services and sale of pharmacy items.

Revenue from contracts with customers is recognised when control of the goods or services are transferred to the customer at an amount that reflects the consideration to which the company expects to be entitled in exchange for those goods or services.


Income from hospital services comprises of fees charged for inpatient and outpatient hospital services. The performance obligations for this stream of revenue include accommodation, surgery, medical/ clinical professional services, food and beverages, investigations and supply of pharmaceutical and related products.

Revenue is measured based on the transaction price, which is the fixed consideration adjusted for components of variable consideration which constitutes discounts, and any other rights and obligations as specified in the contract with the customer. Revenue also excludes taxes collected (if any) from customers and deposited back to the respective statutory authorities.

Revenue is recognised at the point in time for the outpatient hospital services when the related services are rendered at the transaction price. With respect to the inpatients hospital services the revenue is recognized at the transaction price on such patients where the hospital services are rendered completely.

Revenue from sale of pharmacy and food and beverages (other than hospital services), where the performance obligation is satisfied at a point in time, is recognised when the control of goods is transferred to the customer.

The company applies the most likely amount method or the expected value method to estimate the variable consideration in the contract. The selected method that best predicts the amount of variable consideration is primarily driven by the number of volume thresholds contained in the contract. The most likely amount is used for those contracts with a single volume threshold,



**Notes to Consolidated Financial Statements**

while the expected value method is used for those with more than one volume threshold. The company then applies the requirements on constraining estimates in order to determine the amount of variable consideration that can be included in the transaction price and recognised as revenue.

Contract assets represents value to the extent of medical and healthcare services rendered to the patients who are undergoing treatment/ observation on the balance sheet date and is not billed as at the balance sheet date.

**Other Income**

Interest on deposits, loans and debt instruments are measured at amortized cost. Interest income is recorded using the Effective Interest Rate (EIR). EIR is the rate that exactly discounts the estimated future cash payments or receipts over the expected life of the financial instrument or a shorter period, where appropriate, to the gross carrying amount of the financial asset or to the amortized cost of a financial liability. Other Income includes rental income, being recognized on due basis and sale at cafe and canteen to employee and others; which is recognized at a point of sale.



**b) Property, Plant and Equipment**

Property, Plant and Equipment (PPE) are stated at original cost of acquisition including incidental expenses and all the borrowing costs, which are directly attributable to the acquisition of assets and installation of the concerned assets. PPE are shown net of accumulated depreciation.

The Company has elected to continue with the carrying value for all of its Property, Plant and Equipment recognised as of April 01, 2018 (date of transition to Ind AS) measured as per the previous GAAP and used that carrying value as its deemed cost as at the date of transition.

Capital work in progress is stated at cost, net of accumulated impairment loss, if any.

Depreciation has been charged as per rules as provided by The Companies Act, 2013. For PPE acquired during the year, depreciation is provided on pro rata basis from the date the assets were put to use. The carrying amount of a property, plant and equipment is de-recognised when no future economic benefits are expected from its use or on disposal. Assets taken on long term lease are amortized over the balance period of lease.



**Notes to Consolidated Financial Statements**

Depreciation on property, plant and equipment is provided on written down value method based on estimated useful life of assets as prescribed in part C of schedule II to the Companies Act, 2013.

Assets	Useful Life
Building	60 Years
Plant and Machinery	5-15 years
Furniture and Fittings	8 years
Air-conditioners	10 years
Electric installations	10 years
Office Equipments	5 years
Vehicles	8 years
Computers	3 years


The property, plant and equipment acquired under finance leases, if any, is depreciated over the asset's useful life or over the shorter of the asset's useful life and the lease term if there is no reasonable certainty that the Company will obtain ownership at the end of the lease term.

Freehold land is not depreciated. Lease hold land is depreciated over the balance period of lease, once the building or any other asset erected over such period of land is put to use.

Based on the planned usage of certain specific assets and technical assessment, the management has estimated the useful lives of Property, plant and equipment as below:

- Individual asset not exceeding Rs. 5,000 have been fully depreciated in the year of purchase.
- Leasehold improvements are amortised over the period of the lease or estimated useful life, whichever is shorter.

The residual values, useful lives, and methods of depreciation of property, plant and equipment are reviewed at each financial year end and adjusted prospectively, if appropriate.



Notes to Consolidated Financial Statements

c) Taxes on Income

**Tax Expenses:**

Income Tax expense comprises of current tax and deferred tax charge or credit. Provision for current tax is made with reference to taxable income computed for the financial year for which the financial statements are prepared by applying the tax rates as applicable.


**Current Tax**-Current Income tax relating to items recognized outside the profit and loss is recognized outside the profit and loss (either in other comprehensive income or in other component of equity)

**MAT**- Minimum Alternate Tax (MAT) paid in a year is charged to the Statement of Profit and Loss as current tax. The company recognizes MAT credit available as an asset only to the extent there is convincing evidence that the company will pay normal income tax during the specified period, i.e., the period for which MAT Credit is allowed to be carried forward. In the year in which the Company recognizes MAT Credit as an asset in accordance with the Guidance Note on Accounting for Credit Available in respect of Minimum Alternate Tax under the Income Tax Act, 1961, the said asset is created by way of credit to the statement of Profit and Loss and shown as "MAT Credit Entitlement." The Company reviews the "MAT Credit Entitlement" asset at each reporting date and writes down the asset to the extent the company does not have convincing evidence that it will pay normal tax during the sufficient period.

**Deferred Tax**:-Deferred tax is provided using the liability method on temporary differences at the reporting date between the tax bases of assets and liabilities and their carrying amounts for financial reporting purpose at reporting date i.e. timing difference between taxable income and accounting income. Deferred income tax assets and liabilities are measured using tax rates and tax laws that have been enacted or substantively enacted by the balance sheet date and are expected to apply to taxable income in the years in which those temporary differences are expected to be recovered or settled. The effect of changes in tax rates on deferred income tax assets and liabilities is recognized as income or expense in the period that includes the enactment or the substantive enactment date. A deferred income tax asset is recognized to the extent that it is probable that future taxable profit will be available against which the deductible temporary differences and tax losses can be utilized.

The carrying amount of deferred tax assets is reviewed as at each balance sheet date and reduced to the extent that it is no longer probable that sufficient taxable profit will not be available against which deferred tax asset to be utilized. Unrecognized deferred tax assets are re-assessed at each reporting date and are recognized to the extent that it has become probable that future taxable profits will allow the deferred tax asset to be recovered.

Deferred tax assets are recognized for the unused tax credit to the extent that it is probable that taxable profits will be available against which the losses will be utilized. Significant



## Notes to Consolidated Financial Statements

management judgement is required to determine the amount of deferred tax assets that can be recognized, based upon the likely timing and the level of future taxable profits.

Deferred tax relating to items recognised outside profit or loss is recognised outside profit or loss (either in other comprehensive income or in equity). Deferred tax items are recognised in correlation to the underlying transaction either in OCI or directly in equity.

### d) **Borrowing Costs**

Borrowing costs directly attributable to the acquisition, construction or production of an asset that necessarily takes a substantial period of time to get ready for its intended use or sale are capitalised as part of the cost of the asset. All other borrowing costs are expensed in the period in which they occur. Borrowing costs consist of interest and other costs that an entity incurs in connection with the borrowing of funds.

### e) **Leases**

#### **Right to Use Assets**

The Company recognizes a right-to-use asset, on a lease by-lease basis, to measure that right-to-use asset an amount equal to the lease liability, adjusted by the amount of any prepaid or accrued lease payments relating to that lease recognised in the balance sheet immediately before the date of initial application.



The cost of right-of-use assets includes the amount of lease liabilities recognised. Initial direct costs incurred and lease payments made at or before the commencement date less any lease incentives received, the recognized right-of-use assets are depreciated on a straight-line basis over the shorter of its estimated useful life and the lease term. Right-of-use assets are subject to impairment test.

#### **Lease Liabilities**

The Company recognise a lease liability at the present value of the remaining lease payments, discounted using the lessee's incremental borrowing rate. The lease payments include fixed payments (including in-substance fixed payments) less any lease incentives receivable, variable lease payments that depend on a lease by lease basis in calculating the present value of lease payments, the Company uses the incremental borrowing rate at the lease commencement date if the interest rate implicit in the lease is not readily determinable.

#### **Short-term Leases and leases of low-value assets**

The company applies the short-term lease recognition exemption to its short-term leases (i.e., those leases that have a lease term of 12 months or less from the commencement date and do not contain a purchase option). It also applies the lease of low-value assets recognition



**Notes to Consolidated Financial Statements**

exemption to leases that are considered of low value. Lease payments on short-term leases and leases of low-value assets are recognised as expense on a straight-line basis over the lease term.

**f) Inventory**

Inventories are stated at lower of cost or net realisable value. Cost of Inventories comprises of cost of purchase, cost of conversion and other costs incurred in bringing the inventories to their present location and condition. Closing stock cost is determined on FIFO basis

**g) Employee Benefits**

The undiscounted amount of short-term employee benefits i.e. wages and salaries, bonus, incentive and annual leave etc. expected to be paid in exchange for the service rendered by employees are recognized as an expense except in so far as employment costs may be included within the cost of an asset during the period when the employee renders the services.

Retirement benefit in the form of provident fund and pension contribution is a defined contribution scheme and is recognized as an expense except in so far as employment costs may be included within the cost of an asset.

Gratuity is a defined benefit obligation. The liability is provided for on the basis of actuarial valuation made at the end of each financial year. The actuarial valuation is done as per Projected Unit Credit method.

Re-measurements, comprising of actuarial gains and losses, the effect of the asset ceiling, excluding amounts included in net interest on the net defined benefit liability and the return on plan assets (excluding amounts included in net interest on the net defined benefit liability), are recognised immediately in the balance sheet with a corresponding debit or credit to profit or loss through OCI in the period in which they occur. Remeasurements are not reclassified to profit or loss in subsequent periods.

**h) Foreign Exchange Transactions**

These financial statements are presented in Indian Rupees (INR), which is the Company's functional currency.

Transactions in foreign currency are recorded on initial recognition at the spot rate prevailing at the time of the transaction.

At the end of each reporting period

- Monetary items (Assets and Liabilities) denominated in foreign currencies are retranslated at the rates prevailing at that date.



**Notes to Consolidated Financial Statements**

- Non-monetary items carried at fair value that are denominated in foreign currencies are retranslated at the rates prevailing at the date when the fair value was determined.
- Non-monetary items that are measured in terms of historical cost in a foreign currency are not retranslated. Exchange differences on monetary items are recognized in profit or loss in the period in which they arise.

**i) Fair Value Measurement:**

The Company measures financial instruments at fair value at each balance sheet date. Fair value is the price that would be received to sell an asset or paid to transfer a liability in an orderly transaction between market participants at the measurement date. The fair value measurement is based on the presumption that the transaction to sell the asset or transfer the liability takes place either:

- In the principal market for the asset or liability, or  
In the absence of a principal market, in the most advantageous market for the asset or liability.

The principal or the most advantageous market must be accessible by the Company. The fair value of an asset or a liability is measured using the assumptions that market participants would use when pricing the asset or liability, assuming that market participants act in their economic best interest.



A fair value measurement of a non-financial asset takes into account a market participant's ability to generate economic benefits by using the asset in its highest and best use or by selling it to another market participant that would use the asset in its highest and best use.

The Company uses valuation techniques that are appropriate in the circumstances and for which sufficient data are available to measure fair value, maximising the use of relevant observable inputs and minimising the use of unobservable inputs.

All assets and liabilities for which fair value is measured or disclosed in the financial statements are categorized within the fair value hierarchy, described as follows, based on the lowest level input that is significant to the fair value measurement as a whole:

- Level 1 — Quoted (unadjusted) market prices in active markets for identical assets or liabilities
- Level 2 — Valuation techniques for which the lowest level input that is significant to the fair value measurement is directly or indirectly observable
- Level 3 — Valuation techniques for which the lowest level input that is significant to the fair value measurement is unobservable.

For assets and liabilities that are recognised in the financial statements on a recurring basis, the Company determines whether transfers have occurred between levels in the hierarchy by re-



**Notes to Consolidated Financial Statements**

assessing categorisation (based on the lowest level input that is significant to the fair value measurement as a whole) at the end of each reporting period.

For the purpose of fair value disclosures, the Company has determined classes of assets & liabilities on the basis of the nature, characteristics and the risks of the asset or liability and the level of the fair value hierarchy as explained above.

**j) Financial Instrument**

A financial instrument is any contract that gives rise to a financial asset of one entity and a financial liability or equity instrument of another entity.

**a) Recognition**

The company recognizes financial assets and financial liabilities when it becomes a party to the contractual provisions of the instrument

**b) Measurement**

**i) Financial assets**

A financial asset is measured at

- amortised cost or
- fair value either through other comprehensive income or through profit or loss

**ii) Financial liability**

A financial liabilities is measured at

- amortised cost using the effective interest method or
- fair value through profit or loss.


**iii) Initial recognition and measurement:**

All financial assets and liabilities are recognized at fair value at initial recognition, plus or minus, any transaction cost that are directly attributable to the acquisition or issue of financial assets and financial liabilities that are not at fair value through profit or loss.

**iv) Subsequent measurement**

Financial assets are subsequently measured at amortised cost or fair value through other comprehensive income (FVOCI) or fair value through profit or loss (FVTPL) as the case may be.

Financial liabilities are subsequently measured at amortised cost or fair value through profit or loss.



**Notes to Consolidated Financial Statements**

**c) Financial assets**

**i) Trade Receivables:**

Trade receivables are the contractual right to receive cash or other financial assets and recognized initially at fair value. Subsequently measured at amortised cost (Initial fair value less expected credit loss). Expected credit loss is the difference between all contractual cash flows that are due to the company and all that the company expects to receive (i.e. all cash shortfall), discounted at the effective interest rate.

**ii) Equity investments -Investment in Subsidiary, associates & Joint venture**

Investment in Subsidiary, associates & Joint venture is carried at cost as per Ind AS27

All other equity investments in scope of Ind AS 109 are measured at fair value. Equity instruments which are held for trading and contingent consideration recognised by an acquirer in a business combination to which Ind AS103 applies are classified as at FVTPL. For all other equity instruments, the company may make an irrevocable election to present in other comprehensive income subsequent changes in the fair value. The Company makes such election on an instrument by- instrument basis. The classification is made on initial recognition and is irrevocable.

If the Company decides to classify an equity instrument as at Fair value to other comprehensive income (FVTOCI), then all fair value changes on the instrument, excluding dividends, are recognized in the OCI. There is no recycling of the amounts from OCI to P&L, even on sale of investment. However, the company may transfer the cumulative gain or loss within equity.



Equity instruments included within the FVTPL category are measured at fair value with all changes recognized in the P&L.

**iii) Cash and cash Equivalents:**

Cash and cash equivalent in the balance sheet comprise cash at banks and on hand and short-term deposits with an original maturity of three months or less, highly liquid investments that are readily convertible into known amounts of cash and which are subject to insignificant risk of changes in value.

**iv) Impairment of Financial Assets:**

The Company recognizes loss allowances using the expected credit loss (ECL) model for the financial assets which are not fair valued through profit or loss. Loss allowance for trade receivables with no significant financing component is measured at an amount equal to lifetime ECL. For all other financial assets, expected credit losses are measured at an amount equal to the 12-month ECL, unless there has been a significant increase in credit risk from initial recognition in which case those are measured at lifetime ECL.



**Notes to Consolidated Financial Statements**

The amount of expected credit losses (or reversal) that is required to adjust the loss allowance at the reporting date to the amount that is required to be recognised is recognized as an impairment gain or loss in profit or loss.

**d) Financial liabilities**

**i) Trade payables:**

Trade payables represent liabilities for goods and services provided to the Company prior to the end of financial year and which are unpaid. Trade payables are presented as current liabilities unless payment is not due within 12 months after the reporting period or not paid/payable within operating cycle. They are recognised initially at their fair value and subsequently measured at amortised cost using the effective interest method.

**ii) Borrowings:**

Borrowings are initially recognised at fair value, net of transaction costs incurred. Borrowings are subsequently measured at amortised cost. Any difference between the proceeds (net of transaction costs) and the redemption amount is recognised in profit or loss over the period of the borrowings using the effective interest method. Fees paid on the establishment of loan facilities are recognised as transaction costs of the loan.


Borrowings are classified as current liabilities unless the Company has an unconditional right to defer settlement of the liability for at least 12 months after the reporting period. Where there is a breach of a material provision of a long-term loan arrangement on or before the end of the reporting period with the effect that the liability becomes payable on demand on the reporting date, the company does not classify the liability as current, if the lender agreed, after the reporting period and before the approval of the financial statements for issue, not to demand payment as a consequence of the breach.

**iii) Equity Instruments:**

An equity instrument is any contract that evidences a residual interest in the assets of company after deducting all of its liabilities. Equity instruments are recognised at the proceeds received, net of direct issue costs.

**e) Derecognition of financial instrument:**

The company derecognizes a financial asset when the contractual rights to the cash flows from the financial asset expire or it transfers the financial asset and the transfer qualifies for derecognition under Ind AS 109. A financial liability (or a part of a financial liability) is derecognized from the company's balance sheet when the obligation specified in the contract is discharged or cancelled or expires.



**Notes to Consolidated Financial Statements**

**f) Offsetting of financial instruments:**

Financial assets and financial liabilities are offset and the net amount is reported in the balance sheet if there is a currently enforceable legal right to offset the recognised amounts and there is an intention to settle on a net basis, to realise the assets and settle the liabilities simultaneously

**g) Financial guarantee**

Financial guarantee contracts issued by the Company are those contracts that require a payment to be made to reimburse the holder for a loss it incurs because the specified debtor fails to make a payment when due in accordance with the terms of a debt instrument. Financial guarantee contracts are recognised initially as a liability at fair value, adjusted for transaction costs that are directly attributable to the issuance of the guarantee. Subsequently, the liability is measured at the higher of the amount of loss allowance determined as per impairment requirements of IND AS 109 and the amount recognised less cumulative amortization.

**k) Operating cycle:**


Based on the nature of products / activities of the Company and the normal time between acquisition of assets and their realisation in cash or cash equivalents, the Company has determined its operating cycle as 12 months for the purpose of classification of its assets and liabilities as current and non-current.

**l) Earning Per Share**

The Earning per share is computed in accordance with the IND AS 33. Basic earnings per share are calculated by dividing the net profit or loss for the year attributable to equity shareholders by the weighted average number of equity shares outstanding during the year. For the purpose of calculating diluted earnings per share, the net profit or loss for the year attributable to equity shareholders and the weighted average number of shares outstanding during the year are adjusted for the effects of all dilutive potential equity shares.

**m) Provisions, Contingent Liabilities and Contingent Assets**

i. A contingent liability is a possible obligation that arises from past events whose existence will be confirmed by the occurrence or non-occurrence of one or more uncertain future events beyond the control of the Company or a present obligation that is not recognized because it is not probable that an outflow of resources will be required to settle the obligation. A contingent liability also arises in extremely rare cases where there is a liability that cannot be recognized because it cannot be measured reliably. The Company does not recognize a contingent liability but discloses its existence in the financial statements. Contingent liabilities, if material, are disclosed by way of notes



**Notes to Consolidated Financial Statements**

and contingent assets, if any, is disclosed in the notes to financial statements.

Contingent liabilities, which according to the management are not expected to materialize are not recognized in the financial statements are disclosed in the notes to the accounts. Contingent assets are neither recognized nor disclosed in financial statements.

- ii. A provision is recognized, when Company has a present obligation (legal or constructive) as a result of past events and it is probable that an outflow of resources embodying economic benefits will be required to settle the obligation, in respect of which a reliable estimate can be made for the amount of obligation. The expense relating to the provision is presented in the profit and loss net of any reimbursement. If the effect of the time value of money is material, provisions are discounted using a current pretax rate that reflects, when appropriate, the risks.

**n) Segment Reporting**

The company is mainly into the business of rendering hospital services. Other services like sale of medicine etc are ancillary to the main services and thus the only business segment, in terms of IND AS 108 and therefore no separate reporting under 'Segment Reporting' is required.


**o) Cash flows**

Cash flows are reported using the indirect method, where by profit before tax is adjusted for the effects of transactions of a non-cash nature, any deferrals or accruals of past or future operating cash receipts or payments and item of income or expenses associated with investing or financing cash flows. The Cash flows from operating, investing and financing activities of the company are segregated

**p) Impairment of Assets**

The Company assesses, at each reporting date, whether there is an indication that an asset may be impaired. If any indication exists, or when annual impairment testing for an asset is required, the Company estimates the asset's recoverable amount. An asset's recoverable amount is the higher of an asset's or cash-generating unit's (CGU) fair value less costs of disposal and its value in use. Recoverable amount is determined for an individual asset, unless the asset does not generate cash inflows that are largely independent of those from other assets or groups of assets. When the carrying amount of an asset or CGU exceeds its recoverable amount, the asset is considered impaired and is written down to its recoverable amount.

In assessing value in use, the estimated future cash flows are discounted to their present value using a pre-tax discount rate that reflects current market assessments of the time value of money and the risks specific to the asset. In determining fair value less costs of disposal, recent



**Notes to Consolidated Financial Statements**

market transactions are taken into account. If no such transactions can be identified, an appropriate valuation model is used. These calculations are corroborated by valuation multiples, quoted share prices for publicly traded companies or other available fair value indicators.

Impairment losses of continuing operations, including impairment on inventories, are recognised in the statement of profit and loss, except for properties previously revalued with the revaluation surplus taken to Other Comprehensive Income (OCI). For such properties, the impairment is recognised in OCI up to the amount of any previous revaluation surplus.

For assets other than goodwill, an assessment is made at each reporting date to determine whether there is an indication that previously recognised impairment losses no longer exist or have decreased. If such indication exists, the Company estimates the asset's or CGU's recoverable amount. A previously recognised impairment loss is reversed only if there has been a change in the assumptions used to determine the asset's recoverable amount since the last impairment loss was recognised. The reversal is limited so that the carrying amount of the asset does not exceed its recoverable amount, nor exceed the carrying amount that would have been determined, net of depreciation, had no impairment loss been recognised for the asset in prior years. Such reversal is recognised in the statement of profit or loss unless the asset is carried at a revalued amount, in which case, the reversal is treated as a revaluation increase.

Goodwill is tested for impairment as at each Balance Sheet date and when circumstances indicate that the carrying value may be impaired.



Impairment is determined for goodwill by assessing the recoverable amount of each CGU (or group of CGUs) to which the goodwill relates. When the recoverable amount of the CGU is less than its carrying amount, an impairment loss is recognised. Impairment losses relating to goodwill cannot be reversed in future periods.

Intangible assets with indefinite useful lives are tested for impairment annually as at each Balance sheet date at the CGU level, as appropriate, and when circumstances indicate that the carrying value may be impaired.

When an impairment loss subsequently reverses, the carrying amount of the asset (or a cash-generating unit) is increased to the revised estimate of its recoverable amount, but so that the increased carrying amount does not exceed the carrying amount that would have been determined had no impairment loss been recognised for the asset (or cash-generating unit) in prior years. A reversal of an impairment loss is recognised immediately in profit or Loss.

**q) Current and non-current assets and liabilities**

All financial assets and liabilities maturing with-in the time period of operating cycle which at present is 1 year are considered current assets or liabilities. All assets and liabilities, not being current are considered noncurrent assets or liabilities.



**Notes to Consolidated Financial Statements**

**r) Expenditure during construction period:**


Assets in the course of construction are capitalized in the assets and treated as capital work in progress and upon commissioning of project the assets are capitalised and transferred to appropriate category of PPE. At the point when an asset is operating at management's intended use, the cost of construction is transferred to appropriate category of PPE.

**s) Initial public offer related transaction costs**

The expenses pertaining to Initial Public Offer ('IPO') includes expenses pertaining to fresh issue of equity shares, offer for sale by selling shareholders and listing of equity shares and has been accounted for as follows:

- a. Incremental costs that are directly attributable to issuing new shares were deferred and on consummation of IPO, the same have been deducted from equity;
- b. Incremental costs that are not directly attributable to issuing new shares or offer for sale by selling shareholders, has been recorded as an expense in the statement of profit and loss as and when incurred; and
- c. Costs that relate to fresh issue of equity shares and offer for sale by selling shareholders has been allocated on a rational and consistent basis as per the agreed terms.

**t) All figures reported are in Rupees Millions unless otherwise stated.**



**YATHARTH HOSPITAL & TRAUMA CARE SERVICES LIMITED**

(Formerly Known as Yatharth Hospital &amp; Trauma Care Services Private Limited)


CIN:U85110DL2008PLC174706

**Notes to Consolidated Financial Statements for the year ended 31st March, 2024**

(All amounts in million, unless otherwise stated)

**3. Intangible Assets**

<b>Particulars</b>	<b>Computer Software</b>	<b>Total</b>
Cost as at 1st April, 2022	1.12	1.12
Additions	-	-
Additions through business combination	-	-
Disposals	-	-
<b>Cost as at 31st March, 2023 (A)</b>	<b>1.12</b>	<b>1.12</b>
Cost as at 1st April, 2023	1.12	1.12
Additions	-	-
Additions through business combination	-	-
Disposals	-	-
<b>Cost as at 31st March, 2024 (C)</b>	<b>1.12</b>	<b>1.12</b>
<b>Accumulated Depreciation</b>		
Accumulated Depreciation as at 1st April, 2022	1.05	1.05
Depreciation	0.07	0.07
Disposals	-	-
<b>Accumulated Depreciation as at 31st March, 2023 (B)</b>	<b>1.12</b>	<b>1.12</b>
Accumulated Depreciation as at 1st April, 2023	1.12	1.12
Depreciation	-	-
Disposals	-	-
<b>Accumulated Depreciation as at 31st March, 2024 (D)</b>	<b>1.12</b>	<b>1.12</b>
<b>Net Carrying Amount</b>		
As at 31st March, 2023 (A-B)	-	-
As at 31st March, 2024 (C-D)	-	-



**YATHARTH HOSPITAL & TRAUMA CARE SERVICES LIMITED**

(Formerly Known as Yatharth Hospital &amp; Trauma Care Services Private Limited)

CIN:U85110DL2008PLC174706


**Notes to Consolidated Financial Statements for the year ended 31st March, 2024**

(All amounts in million, unless otherwise stated)

Note No.	Particulars	As at March 31, 2024	As at March 31, 2023
<b>4</b>	<b>Other Financial Assets</b>		
	Security Deposits- with Government Departments	11.40	8.49
	Bank Deposits with more than 12 months maturity- Pledged with bank for bank guarantees	68.39	11.07
	Bank Deposits not available for use*	163.19	-
	<b>Total</b>	<b>242.98</b>	<b>19.56</b>
	*Pertains to amount siezed by income tax department.		
<b>5</b>	<b>Other Non Current Assets</b>		
	Capital Advances	315.16	9.41
	Advance Income Tax and TDS (Net of Provisions)	11.30	-
	<b>Total</b>	<b>326.45</b>	<b>9.41</b>
<b>6</b>	<b>Inventories</b>		
	(Valued at lower of cost or net realisable value)		
	Consumable Pharmacy	45.89	42.23
	Consumables Stores	35.45	18.47
	<b>Total</b>	<b>81.34</b>	<b>60.70</b>
<b>7</b>	<b>Trade Receivables</b>		
	<b>(a) Trade Receivables considered good - Secured</b>		
	Others	-	-
	<b>(b) Trade Receivables considered good - Unsecured</b>		
	Related parties	-	-
	Others	2,413.97	1,148.21
		<b>2,413.97</b>	<b>1,148.21</b>
	Less: - Provision for Credit risk	143.94	71.76
	<b>Net Trade Receivables</b>	<b>2,270.03</b>	<b>1,076.44</b>
	<b>(c) Trade Receivables which have significant increase in Credit Risk-Doubtful</b>	-	-
	<b>Total</b>	<b>2,270.03</b>	<b>1,076.44</b>

Trade receivables are unsecured and are derived from revenue earned from providing medical, healthcare and other ancillary services. No interest is charged on the outstanding balance, regardless of the age of the balance. The group applies Expected Credit Loss (ECL) model for measurement and recognition of impairment loss towards expected risk of delays and default in collection.

The group has used a practical expedient by computing the expected credit loss allowance based on recovery pattern of receivables in the past. Management makes specific provision in cases where, there are known specific risks of customer default in making repayments. The provision matrix takes into account historical credit loss experience and adjusted for forward-looking information.



**YATHARTH HOSPITAL & TRAUMA CARE SERVICES LIMITED**

(Formerly Known as Yatharth Hospital &amp; Trauma Care Services Private Limited)

CIN:U85110DL2008PLC174706

**Notes to Consolidated Financial Statements for the year ended 31st March, 2024**

(All amounts in million, unless otherwise stated)

**Trade Receivable aging schedule****As at 31st March, 2024**

Particulars	Outstanding for following periods					Total
	Less than 6 months	6 Months-1 year	1-2 years	2-3 years	More than 3 years	
a) Undisputed Trade receivables- Considered Good	1,472.41	710.92	230.63	-	-	2,413.97
b) Undisputed Trade receivables- Considered Doubtful	-	-	-	-	-	-
c) Undisputed Trade receivables- Credit Impaired	-	-	-	-	-	-
d) Disputed Trade receivables- Considered Good	-	-	-	-	-	-
e) Disputed Trade receivables- Considered Doubtful	-	-	-	-	-	-
f) Disputed Trade receivables- Credit Impaired	-	-	-	-	-	-

**As at 31st March, 2023**

Particulars	Outstanding for following periods					Total
	Less than 6 months	6 Months-1 year	1-2 years	2-3 years	More than 3 years	
a) Undisputed Trade receivables- Considered Good	882.85	220.04	45.30	0.01	-	1,148.21
b) Undisputed Trade receivables- Considered Doubtful	-	-	-	-	-	-
c) Undisputed Trade receivables- Credit Impaired	-	-	-	-	-	-
d) Disputed Trade receivables- Considered Good	-	-	-	-	-	-
e) Disputed Trade receivables- Considered Doubtful	-	-	-	-	-	-
f) Disputed Trade receivables- Credit Impaired	-	-	-	-	-	-



**YATHARTH HOSPITAL & TRAUMA CARE SERVICES LIMITED**

(Formerly Known as Yatharth Hospital &amp; Trauma Care Services Private Limited)


CIN:U85110DL2008PLC174706

**Notes to Consolidated Financial Statements for the year ended 31st March, 2024**

(All amounts in million, unless otherwise stated)

Note No.	Particulars	As at March 31, 2024	As at March 31, 2023
<b>8</b>	<b>Cash and Cash Equivalants</b>		
	Balance with banks in current accounts	670.63	354.24
	Balance with banks related to IPO Proceeds	126.83	
	UPI & Other Amount Recoverable	2.81	2.56
	Cash in hand	13.71	15.45
	Bank Deposits with maturing with in 3 months- pledged with banks	261.33	2.08
	Cash balance not available for use*	8.60	-
	Bank balance not available for use*	43.06	-
	<b>Total</b>	<b>1,126.96</b>	<b>374.32</b>
	*Pertains to amount siezed by income tax department.		
<b>9</b>	<b>Bank balances other than cash and cash equivalents</b>		
	Bank Deposits & Interest accrued on Bank deposit	759.40	10.11
	Bank Desosits not available for use*	500.00	-
	<b>Total</b>	<b>1,259.40</b>	<b>10.11</b>
	*Pertains to amount siezed by income tax department.		
<b>10</b>	<b>Current Tax Assets</b>		
	TDS & Advance income tax (net of provision for income tax)	146.49	111.78
	<b>Total</b>	<b>146.49</b>	<b>111.78</b>
<b>11</b>	<b>Other Current Assets</b>		
	Staff Imprest and Advances	0.62	1.62
	Other amount recoverable	178.56	59.23
	Unamortised capital issue expenses	-	63.04
	Security Deposit-others	39.07	5.43
	<b>Total</b>	<b>218.25</b>	<b>129.31</b>

\* The Parent Company has incurred expenses towards various services received in connection with the proposed issue of fresh equity shares by the Company and the sale of equity shares by the existing shareholders by the way of Offer for Sale.



**YATHARTH HOSPITAL & TRAUMA CARE SERVICES LIMITED**

(Formerly Known as Yatharth Hospital & Trauma Care Services Private Limited)

CIN:U85110DL2008PLC174706

**Notes to Consolidated Financial Statements for the year ended 31st March, 2024**

(All amounts in million, unless otherwise stated)

12 Share Capital Authorised	As at March 31, 2024	As at March 31, 2023
115,000,000 (Previous Year 115,000,000) Equity shares of Rs. 10/- each	1,150.00	1,150.00
<b>Total</b>	<b>1,150.00</b>	<b>1,150.00</b>
<b>Equity share capital</b>		
Issued, Subscribed & Paid up		
85,850,233 (Previous Year 65,516,900) Equity shares of Rs. 10/- each	858.50	655.17
Issued, Subscribed & Not Paid up		
NIL		
<b>Total</b>	<b>858.50</b>	<b>655.17</b>

**12.1 Reconciliation of number of shares outstanding at the beginning and at the end of the reporting period**

Equity Shares		
Number of Shares outstanding at the beginning of the year	65,516,900	65,516,900
Number of Shares issued during the year in cash	20,333,333	-
Number of Shares issued during the year other than in cash	-	-
Number of Shares brought back during the year	-	-
<b>Shares outstanding at the end of the year</b>	<b>85,850,233</b>	<b>65,516,900</b>

**12.2 Terms / rights attached to Equity shares**

The Company has only one class of equity shares having a par value of Rs.10 per share. Each holder of equity shares is entitled to one vote per share.

In the event of the liquidation of the Company, the holder of equity shares will be entitled to receive remaining assets of the company, after distribution of all preferential amounts. The distribution will be in proportion to the number of equity shares held by the shareholders.

**12.3 Equity Shares in the company held by each shareholder holding more than 5 percent shares specifying the number of shares held**

Name of Shareholder	As at March 31, 2024		As at March 31, 2023	
	No. of equity shares held	% of holding	No. of equity shares held	% of holding
Dr. Ajay Kumar Tyagi	27,206,100	31.69%	27,021,600	41.24%
Dr. Kapil Kumar	12,164,386	14.17%	12,164,400	18.57%
Dr. Manju Tyagi	11,524,200	13.42%	11,524,200	17.59%
Dr. Neena Tyagi	6,232,110	7.26%	7,019,600	10.71%
Vimla Tyagi		0.00%	3,743,000	5.71%

**12.4 Equity shares reserved for issue under options and contracts / commitments for the sale of shares / disinvestments, including terms and amounts**

NIL



**YATHARTH HOSPITAL & TRAUMA CARE SERVICES LIMITED**

**Notes to Consolidated Financial Statements for the year ended 31st March, 2024**

(All amounts in million, unless otherwise stated)

**12.5 Aggregate number and class of equity shares allotted as fully paid up pursuant to contract without payment being received in cash, allotment by way of bonus shares or shares bought back**



Particulars	2023-24	2022-23	2021-22	2020-21	2019-20
Company has allotted 49.14 million equity shares of Rs. 10 each, valued at Rs. 491.38 million on to existing shareholders by way of capitalisation of Share premium and accumulated Profit & Loss during FY 2021-22	-	-	49,137,675	-	-

**12.6 The company does not have any holding company or ultimate holding company.**

**12.7 Shareholding of Promoters**

S. No.	Name of Shareholder	As at March 31, 2024			As at March 31, 2023		
		No. of equity shares held	% of total shares	% Change during Year	No. of equity shares held	% of total shares	% Change during Year
1	<b>Dr. Ajay Kumar Tyagi</b>						
	Opening Balance	27,021,600	41.24%		27,021,600	41.24%	
	Acquired During the year	184,500	0.21%		-	0.00%	
	Closing Balance	27,206,100	31.69%	-9.55%	27,021,600	41.24%	0.00%
2	<b>Dr. Kapil Kumar</b>						
	Opening Balance	12,164,400	18.57%		12,164,400	18.57%	
	Acquired During the year	(14)	0.00%		-	0.00%	
	Closing Balance	12,164,386	14.17%	-4.40%	12,164,400	18.57%	0.00%

<this space has been intentionally left blank>



**YATHARTH HOSPITAL & TRAUMA CARE SERVICES LIMITED**

(Formerly Known as Yatharth Hospital &amp; Trauma Care Services Private Limited)

CIN:U85110DL2008PLC174706

**Notes to Consolidated Financial Statements for the year ended 31st March, 2024**

(All amounts in million, unless otherwise stated)

**13 Other Equity**

Particulars	Securities Premium	Retained Earnings	Other Comprehensive Income	Equity attributable to shareholders of the company
Balance as at 1st April, 2022	-	510.98	2.70	513.68
Surplus in the statement of profit and loss transferred during the year	-	657.68	-	657.68
Issue of Bonus Shares	-	-	-	-
Remeasurement of defined benefit liability (net of tax)	-	-	3.11	3.11
<b>Balance as at 31st March, 2023</b>	-	<b>1,168.66</b>	<b>5.81</b>	<b>1,174.47</b>

Particulars	Securities Premium	Retained Earnings	Other Comprehensive Income	Equity attributable to shareholders of the company
Balance as at 1st April, 2023	-	1,168.66	5.81	1,174.47
Surplus in the statement of profit and loss transferred during the year	-	1,144.75	-	1,144.75
Issue of Bonus Shares	-	-	-	-
Remeasurement of defined benefit liability (net of tax)	-	-	-	-
Issue of Equity Shares~Initial Public Offer	5,896.67	-	1.13	1.13
Less : Expenses on Issue of Shares	(332.28)	-	-	(332.28)
<b>Balance as at 31st March, 2024</b>	<b>5,564.38</b>	<b>2,313.41</b>	<b>6.93</b>	<b>7,884.73</b>


Securities premium is used to record the premium received on issue of shares. It is utilised in accordance with the provisions of the Companies Act, 2013.

**Retained Earnings**

The amount that can be distributed by the company as dividends to pay its equity and preference (if any) shareholders.

**Other Comprehensive Income**

Remeasurement of defined benefit plans comprise of actuarial gains and losses.



**YATHARTH HOSPITAL & TRAUMA CARE SERVICES LIMITED**



(Formerly Known as Yatharth Hospital &amp; Trauma Care Services Private Limited)

CIN:U85110DL2008PLC174706

**Notes to Consolidated Financial Statements for the year ended 31st March, 2024**

(All amounts in million, unless otherwise stated)

Note No.	Particulars	As at March 31, 2024	As at March 31, 2023
14	<b>Borrowings</b>		
	<b>Secured</b>		
	Term loans (Indian currency)		
	From banks	594.18	2,373.59
	From financial institutions	-	82.83
	Less: Current Maturities[ refer note no. 17]	-	463.26
		<b>594.18</b>	<b>1,993.16</b>
	Loan for Vehicles against hypothecation - Banks	15.84	12.78
	<b>Unsecured</b>		
	From banks	-	-
	From financial institutions	-	-
	<b>Total</b>	<b>752.46</b>	<b>2,005.94</b>
	<i>For terms and conditions, security and repayments please refer note no 35</i>		
15	<b>Provisions</b>		
	Provision for employee benefit	25.40	12.99
	<b>Total</b>	<b>25.40</b>	<b>12.99</b>
16	<b>Deferred Tax Assets/Liabilities-Net</b>		
	<b>Deferred tax Assets</b>		
	On account of Losses and Tax disallowances	214.55	144.79
	On account of Employees benefits and others	44.53	22.18
	MAT credit entitlement	-	4.87
	<b>Sub Total ( A)</b>	<b>259.07</b>	<b>171.85</b>
	<b>Deferred tax liabilities</b>		
	On account of Depreciation	156.02	88.54
	On account of Others	0.46	0.52
	<b>Sub Total ( B)</b>	<b>156.47</b>	<b>89.05</b>
	<b>Deferred Tax Liabilities/Assets-Net (A-B)</b>	<b>102.60</b>	<b>82.79</b>
	<b>For movement of deferred Tax, refer Note 16.1</b>		



**YATHARTH HOSPITAL & TRAUMA CARE SERVICES LIMITED**

(Formerly Known as Yatharth Hospital &amp; Trauma Care Services Private Limited)

CIN:U85110DL2008PLC174706

**Notes to Consolidated Financial Statements for the year ended 31st March, 2024**



(All amounts in million, unless otherwise stated)

**Note No. 16.1****Deferred Tax Assets/Deferred Tax Liabilities****As on 31st March, 2023**

Particulars	Opening balance	Recognised in Profit or loss	Acquired during the year	Other Comprehensive Income	Closing balance
<b>Deferred tax assets in relation to:</b>					
MAT Credit	15.90	(11.03)	-	-	4.87
Provision for employee benefits	2.83	1.62	-	(0.90)	3.55
Business loss & Tax disallowance benefit carried forward and others	112.33	32.46	-	-	144.79
On IND AS Adjustments	16.47	2.16	-	-	18.63
<b>Deferred Tax Assets Total</b>	<b>147.54</b>	<b>25.20</b>	<b>-</b>	<b>(0.90)</b>	<b>171.85</b>
<b>Deferred tax liabilities on account of</b>					
Due to depreciation	91.73	(3.19)	-	-	88.54
Others	1.29	(0.77)	-	-	0.52
<b>Deferred Tax Liabilities Total</b>	<b>93.01</b>	<b>(3.96)</b>	<b>-</b>	<b>-</b>	<b>89.05</b>
<b>Deferred Tax Assets/(Liability)</b>	<b>54.53</b>	<b>29.16</b>	<b>-</b>	<b>(0.90)</b>	<b>82.79</b>

**As on 31st March, 2024**

Particulars	Opening balance	Recognised in Profit or loss	Acquired during the year	Other Comprehensive Income	Closing balance
<b>Deferred tax assets in relation to:</b>					
MAT Credit	4.87	(4.87)	-	-	0.00
Provision for employee benefits	3.55	3.30	-	(0.39)	6.46
Business loss & Tax disallowance benefit carried forward and others	144.79	(3.95)	73.70	-	214.55
On IND AS Adjustments	18.63	19.44	-	-	38.07
<b>Deferred Tax Assets Total</b>	<b>171.85</b>	<b>13.92</b>	<b>73.70</b>	<b>(0.39)</b>	<b>259.07</b>
<b>Deferred tax liabilities on account of</b>					
Due to depreciation	88.54	34.76	32.72	-	156.02
Others	0.52	(0.06)	-	-	0.46
<b>Deferred Tax Liabilities Total</b>	<b>89.05</b>	<b>34.70</b>	<b>32.72</b>	<b>-</b>	<b>156.47</b>
<b>Deferred Tax Assets/(Liability)</b>	<b>82.79</b>	<b>(20.78)</b>	<b>40.98</b>	<b>(0.39)</b>	<b>102.60</b>



**YATHARTH HOSPITAL & TRAUMA CARE SERVICES LIMITED**

(Formerly Known as Yatharth Hospital &amp; Trauma Care Services Private Limited)

CIN:U85110DL2008PLC174706

**Notes to Consolidated Financial Statements for the year ended 31st March, 2024**

(All amounts in million, unless otherwise stated)

Note No.	Particulars	As at March 31, 2024	As at March 31, 2023
17	<b>Borrowings*</b>		
	<b>Secured</b>		
	Working Capital from Banks	0.74	162.94
	<b>Current maturities of Long Term Borrowings</b>		
	From banks	41.91	431.75
	From financial institutions	27.61	31.51
	Loan for Vehicles against hypothecation- Banks	7.84	5.61
	<b>Unsecured</b>		
	From banks	-	-
	From financial institutions	-	-
	From Directors	-	-
		<b>78.09</b>	<b>631.82</b>

\*For terms and conditions, security and repayments please refer note no 35

**18 Trade payables (refer note no. 33)**

(a) Due to Micro and small enterprises	125.24	15.08
(b) Due to others	166.37	153.69


<b>Total</b>	<b>291.61</b>	<b>168.78</b>
--------------	---------------	---------------

**Trade Payables Ageing Schedule****As at 31st March, 2024**

Particulars	Less than 1 year	1-2 Years	2-3 Years	More than 3 Years	Total
a) MSME	125.24	-	-	-	125.24
b) Others	164.32	2.05	-	-	166.37
c) Disputed dues- MSME	-	-	-	-	-
d) Disputed dues- Others	-	-	-	-	-
<b>Total</b>	<b>289.56</b>	<b>2.05</b>	<b>-</b>	<b>-</b>	<b>291.61</b>

**As at 31st March, 2023**

Particulars	Less than 1 year	1-2 Years	2-3 Years	More than 3 Years	Total
a) MSME	15.08	-	-	-	15.08
b) Others	153.69	-	-	-	153.69
c) Disputed dues- MSME	-	-	-	-	-
d) Disputed dues- Others	-	-	-	-	-
<b>Total</b>	<b>168.78</b>	<b>-</b>	<b>-</b>	<b>-</b>	<b>168.78</b>



# YATHARTH HOSPITAL & TRAUMA CARE SERVICES LIMITED


(Formerly Known as Yatharth Hospital & Trauma Care Services Private Limited)

CIN:U85110DL2008PLC174706

## Notes to Consolidated Financial Statements for the year ended 31st March, 2024

(All amounts in million, unless otherwise stated)

Note No.	Particulars	As at March 31, As at March 31,	
		2024	2023
<b>19</b>	<b>Other Financial Liabilities</b>		
	Interest accrued but not due	22.75	1.13
	Payment due to Selling share holder's Expenses Payable	4.54	
		225.46	141.27
	<b>Total</b>	<b>252.75</b>	<b>142.40</b>
<b>20</b>	<b>Other Current Liabilities</b>		
	Statutory Dues	28.09	26.46
	Advances from customer	5.25	4.69
	<b>Total</b>	<b>33.34</b>	<b>31.15</b>
<b>21</b>	<b>Provisions</b>		
	Provision for employee benefit	0.51	0.59
	Provision for taxation - Net of Advance Tax	-	-
	<b>Total</b>	<b>0.51</b>	<b>0.59</b>



**YATHARTH HOSPITAL & TRAUMA CARE SERVICES LIMITED**


(Formerly Known as Yatharth Hospital &amp; Trauma Care Services Private Limited)

CIN:U85110DL2008PLC174706

**Notes to Consolidated Financial Statements for the year ended 31st March, '2024**

(All amounts in million, unless otherwise stated)

Note No.	Particulars	Year ended 31-March-2024	Year ended 31-March-2023
22	<b>Revenue from operations</b>		
	Income from medical and healthcare services*	6,705.47	5,202.93
	<b>Total</b>	<b>6,705.47</b>	<b>5,202.93</b>
	<i>*Refer Note 34</i>		
23	<b>Other income</b>		
	Interest income on bank deposits	125.34	1.41
	Interest on income tax refund	1.55	2.86
	Other incomes- Sale of Food & Beverages	26.92	21.96
	Rental Income from telecom towers	1.01	0.89
	Interest income - INDAS	0.01	0.01
	Rental Income from Ambulance	1.26	0.94
	<b>Total</b>	<b>156.10</b>	<b>28.07</b>
24	<b>Cost of Material Consumed</b>		
	<b>Medicines consumed</b>		
	Opening balance	42.23	41.67
	Purchase	609.07	444.21
	Less: closing stock	(44.38)	(42.23)
	<b>Material Consumed-A</b>	<b>606.92</b>	<b>443.66</b>
	<b>Consumable stores</b>		
	Opening balance	18.47	10.28
	Purchase	743.17	493.88
	Less: closing stock	(35.45)	(18.47)
	<b>Stores Consumed-B</b>	<b>726.19</b>	<b>485.69</b>
	<b>TOTAL COST OF MATERIAL CONSUMED A+B</b>	<b>1,333.11</b>	<b>929.35</b>
25	<b>Employee benefits expense</b>		
	Salaries, wages and other benefits	1,104.80	848.72
	Director's Remuneration	60.00	60.00
	Key men insurance	1.41	1.34
	Staff welfare expenses	4.01	9.24
	<b>Total</b>	<b>1,170.23</b>	<b>919.30</b>
26	<b>Finance cost</b>		
	Interest on secured loans	88.41	203.80
	Interest expense on Lease Liability	1.22	2.21
	Interest on MSME	0.44	0.13
	Interest on Others	3.37	0.13
	Interest on Statutory Dues	0.74	7.61
	<b>Total</b>	<b>94.18</b>	<b>213.87</b>
27	<b>Depreciation and amortization expenses</b>		
	Depreciation on Property, Plant & Equipment and Intangible Assets	271.94	254.07
	Depreciation on Leased Assets	21.06	21.00
	<b>Total</b>	<b>293.00</b>	<b>275.07</b>





**YATHARTH HOSPITAL & TRAUMA CARE SERVICES LIMITED**

**Notes to Consolidated Financial Statements for the year ended 31st March, 2024**

(All amounts in million, unless otherwise stated)

Note No.	Particulars	Year ended 31-March-2024	Year ended 31-March-2023
<b>28</b>	<b>Other expenses</b>		
	Specialist Charges	1,219.81	930.91
	Lab Expenses	75.87	50.10
	Power, Fuel & Utilities	146.32	137.11
	Advertisement & Marketing	51.58	43.99
	Vehicle running & maintenance	39.01	27.69
	Repair & maintenance	149.42	179.63
	Discount allowed	359.19	426.17
	Provision for Expected credit loss	72.18	14.93
	Bank & Finance Charge	20.62	13.96
	Filing Fees	0.07	0.05
	Legal & Professional Charges	13.39	12.39
	Canteen & food	103.47	43.57
	CSR Expenses	20.00	6.70
	Conveyance & travel	26.12	27.57
	Director's Sitting Fees	2.51	0.93
	Rent	21.56	19.39
	Printing & stationery	3.91	2.51
	Office expenses	46.94	53.87
	Communication Exp	4.33	3.85
	Insurance expenses	3.23	3.45
	Auditor's remuneration		
	- For Audit fees	2.31	1.12
	Other Miscellaneous Expenses	20.87	16.75
	<b>Total</b>	<b>2,402.74</b>	<b>2,016.63</b>
<b>29</b>	<b>Earning per Share</b>		
	Profit for the period/year attributable to owners of the company	1,145.87	660.79
	<b>Shares</b>		
	Weighted Average number of equity shares at the beginning of the year	65,516,900	65,516,900
<b>Add</b>	Weighted Average number of equity shares issued during the year	13,750,455	-
	<b>Weighted Average number of equity shares at the end of the period/year</b>	<b>79,267,355</b>	<b>65,516,900</b>
<b>Add/</b>	Bonus shares issued subsequent to period end considered for calculation of		
<b>(Less)</b>	Earning per share for relevant periods.	-	-
		<b>79,267,355</b>	<b>65,516,900</b>
<b>Add/</b>	Items having dilutive impact on equity shares	-	-
<b>(Less)</b>			
	Weighted Average number of equity shares (without bonus shares) at the end of the year-Diluted EPS	<b>79,267,355</b>	<b>65,516,900</b>
	<b>Earnings Per Share- Rs</b>	<b>14.46</b>	<b>10.09</b>
	<b>Diluted Earnings Per Share- Rs</b>	<b>14.46</b>	<b>10.09</b>
	Weighted Average number of equity shares (with bonus shares) at the end of the year-Diluted EPS	<b>79,267,355</b>	<b>65,516,900</b>
	<b>Earnings Per Share- Rs</b>	<b>14.46</b>	<b>10.09</b>
	<b>Diluted Earnings Per Share- Rs</b>	<b>14.46</b>	<b>10.09</b>



**YATHARTH HOSPITAL & TRAUMA CARE SERVICES LIMITED**

(Formerly Known as Yatharth Hospital & Trauma Care Services Private Limited)

CIN:U85110DL2008PLC174706

**Notes to Consolidated Financial Statements for the year ended 31st March, 2024**

(all amounts in Rs. millions, unless otherwise stated)

**30 Right of Use Assets**

**A. Transition to Ind AS 116 "Leases" w.e.f 1 April 2019**

A new lease standard i.e., Ind AS 116 has been notified to be effective w.e.f. 1 April 2019 which provide guidelines for the accounting of the lease contracts entered in the capacity of a lessee and a lessor. For the purpose of preparation of Standalone Financial Information, the management has evaluated the impact of change in accounting policies on adoption of Ind AS 116 for the year ended 31 March 2019. Hence in these Standalone Financial Information, Ind AS 116 has been adopted with effect from April 1, 2018 following modified retrospective method (i.e. on 1st April 2018 (the transition date) the company has measured the lease liability at the present value of the remaining lease payments, discounted using the lessee's incremental borrowing rate and a right-of-use assets are measured at their carrying amount as if Ind AS 116 had been applied since the commencement date, discounted using the lessee's incremental borrowing rate at the date of initial application).

Ind AS 116 supersedes Ind AS 17 Leases including its appendices (Appendix C of Ind AS 17 Determining whether an Arrangement contains a Lease, Appendix A of Ind AS 17 Operating Leases- Incentives and Appendix B of Ind AS 17 Evaluating the Substance of Transactions Involving the Legal Form of a Lease). The standard sets out the principles for the recognition, measurement, presentation and disclosure of leases and requires lessees to recognise most leases on the balance sheet.


Following are the changes in the carrying values of right of use assets for the year ended 31 March 2024 & 31 March 2023:

The company has elected not to apply the requirements of Ind AS 116 "Leases" to short-term leases of all assets that have a lease term of 12 months or less and leases for which the underlying asset is of low value. The lease payments associated with these leases are recognized as an expense on a straight-line basis over the lease term except inflation adjustment.

**B. Following are the changes in the carrying values of right of use assets for the year ended 31st March, 2024**

Following are the changes Particulars	Category of ROU Assets- Medical Equipments	Category of ROU Assets- Office	Total
<b>Gross Block</b>			
Balance as at April 1, 2022	123.57	1.24	124.81
Additions	-	-	-
Deletion	-	-	-
Balance as at March 31, 2023--A	123.57	1.24	124.81
Additions	-	-	-
Deletion	-	-	-
Balance as at March 31, 2024--B	123.57	1.24	124.81
<b>Accumulated Depreciation</b>			
Accumulated Depreciation as at April 1, 2022	68.52	0.17	68.69
Depreciation charge for the year	20.58	0.41	21.00
Disposals	-	-	-
Accumulated Depreciation as at March 31, 2023--C	89.11	0.59	89.69
Depreciation charge for the period	20.64	0.42	21.06
Disposals	-	-	-
Accumulated Depreciation as at March 31, 2024--D	109.75	1.00	110.75
<b>Net Carrying amounts</b>			
As at March 31, 2023 (A-C)	34.46	0.66	35.12
As at March 31, 2024 (B-D)	13.82	0.24	14.06

The aggregate depreciation expense on ROU assets is included under depreciation and amortization expense in the statement of Profit and Loss.



**YATHARTH HOSPITAL & TRAUMA CARE SERVICES LIMITED**

(Formerly Known as Yatharth Hospital & Trauma Care Services Private Limited)

CIN:U85110DL2008PLC174706

**Notes to Consolidated Financial Statements for the year ended 31st March, 2024**

(All amounts in million, unless otherwise stated)

**Note 31 (i) : Fair Value Measurement**

**Categories of financial instruments**

Financial assets	As at March 31, 2024	As at March 31, 2023
<b>Measured at amortised cost</b>		
(i) Trade receivables	2,270.03	1,076.44
(ii) Cash and Bank balance	1,126.96	374.32
(iii) Other Bank Balances	1,259.40	10.11
(iv) Other financial assets-non current	242.98	19.56
	<b>4,899.37</b>	<b>1,480.45</b>
<b>Measured at Fair value</b>		
Investment other than investment in subsidiaries	-	-
<b>Financial liabilities</b>		
	As at March 31, 2024	As at March 31, 2023
<b>Measured at amortised cost</b>		
(i) Borrowings	830.55	2,637.76
(ii) Other financial liabilities	252.75	142.40
(iii) Lease Liabilities	15.91	36.36
(iv) Trade and other payables	291.61	168.78
<b>Total</b>	<b>1,390.82</b>	<b>2,985.29</b>

**(i) Fair Value Hierarchy**

**Fair value measurements**

Particulars	Fair value as at	
	As at March 31, 2024	As at March 31, 2023
Financial assets	-	-
Financial Liabilities	-	-

The fair values of current debtors, cash & bank balances, loan to related party, security deposit to government department, current creditors and current borrowings and other financial liability are assumed to approximate their carrying amounts due to the short-term maturities of these assets and liabilities.

**Carrying value**

Particulars	As at March 31, 2024	As at March 31, 2023
<b>i) Financial assets - Current</b>		
Trade receivables	2,270.03	1,076.44
Cash in Hand	22.31	15.45
Bank Balances	843.32	356.80
Other Bank balances	1,520.73	12.19
<b>ii) Financial liabilities - Current</b>		
Trade payables	291.61	168.78
Borrowing	78.09	631.82
Lease Liabilities	15.91	20.45
Other financial liabilities	252.75	142.40

**(ii) Valuation techniques used to determine Fair value**

The Company maintains policies and procedures to value financial assets or financial liabilities using the best and most relevant data available. The fair values of the financial assets' and liabilities are included at the amount that would be received to sell an asset or paid to transfer a liability in an orderly transaction between market participants at the measurement date.



**YATHARTH HOSPITAL & TRAUMA CARE SERVICES LIMITED**

(Formerly Known as Yatharth Hospital &amp; Trauma Care Services Private Limited)

CIN:U85110DL2008PLC174706

**Notes to Consolidated Financial Statements for the year ended 31st March, 2024**

(All amounts in million, unless otherwise stated)

**Note 31(ii) : FINANCIAL RISK MANAGEMENT**

The Company's principal financial liabilities other than derivatives comprise loans and borrowings trade and other payables. The main purpose of these financial liabilities is to finance the Company's operations. The Company's principal financial assets include Lease assets, loans trade and other receivables and cash and cash equivalents that are derived directly from its operations.

The Company's financial risk management is an integral part of how to plan and execute its business strategies. The Company is exposed to market risk credit risk and liquidity risk. The company's focus is to foresee the unpredictability of financial markets and seek to minimize potential adverse effects on its financial performance.

The Company's principal financial liabilities comprise borrowings trade and other payables. The main purpose of these financial liabilities is to manage finances for the Company's operations. The Company principal financial asset includes loan trade and other receivables and cash and short-term deposits that arise directly from its operations.

The Company's activities are exposed to market risk, credit risk and liquidity risk.

**I. Market risk**

Market risk is the risk that the fair value or future cash flows of a financial instrument will fluctuate because of changes in market prices. Market prices comprise three types of risk: currency rate risk interest rate risk and other price risks such as equity price risk and commodity price risk. Financial instruments affected by market risk include loans and borrowings deposits investments and derivative financial instruments.

The sensitivity of the relevant profit or loss item is the effect of the assumed changes in respective market risks.

**(a) Interest rate risk**

Interest rate risk is the risk that the fair value or future cash flows of a financial instrument will fluctuate because of changes in market interest rates. In order to optimize the Company's position with regard to interest income and interest expenses and to manage the interest rate risk treasury performs a comprehensive corporate interest rate risk management by balancing the proportion of the fixed rate and floating rate financial instruments in its total portfolio.

(i) The exposure of group borrowings to interest rate changes at the end of reporting period are as follows (except for lease liabilities)

Particulars	As at March 31, 2024	As at March 31 2023
Variable rate borrowings	765.98	2,628.62
Fixed rate borrowings	66.73	12.43
<b>Total borrowings</b>	<b>832.71</b>	<b>2,641.06</b>

(ii) As at the end of reporting period the company had the following variable rate borrowings and interest rate swap contracts outstanding:

Particulars	As at March 31, 2024			As at March 31 2023		
	Weighted average interest rate	Balance	% of total loans	Weighted average interest rate	Balance	% of total loans
Borrowings	10.86%	765.98	91.99%	9.57%	2,628.62	99.53%
% of total loans						
<b>Net exposure to cash flow interest rate risk</b>		<b>765.98</b>			<b>2,628.62</b>	


(iii) Sensitivity

Profit/loss is sensitive to higher/lower interest expense from borrowings as a result of changes in interest rates.

Particulars	Increase/ Decrease in Basis Points	Impact on Profit before Tax for	
		As at March 31, 2024	As at March 31 2023
INR	+50	3.83	13.14
	- 50	(3.83)	(13.14)

**(b) Foreign currency risk**

Foreign currency risk is the risk that the fair value or future cash flows of an exposure will fluctuate because of changes in foreign exchange rates. The Company has no foreign currency loans in current year end and previous year . Therefore no sensitivity is provided.



Notes to Consolidated Financial Statements for the year ended 31st March, 2024  
(All amounts in million, unless otherwise stated)

(c) Price Risk

The company exposure to equity securities price risk arises from the investments held by company and classified in the balance sheet at fair value through profit and loss. The company does not have any investments at the current year end and previous year which are held for trading. Therefore no sensitivity is provided.

II. Credit risk

Credit risk refers to the risk that a counterparty will default on its contractual obligations resulting in financial loss to the Company. The company has adopted a policy of only dealing with creditworthy counterparties and obtaining sufficient collateral where appropriate as a means of mitigating the risk of financial loss from defaults. The company's credit risk exposure towards its counterparties are continuously monitored. Credit exposure of any party is controlled reviewed and approved by the appointed company official in this regard.

Trade receivables may be analysed as follows:

Age of receivables	As at March 31, 2024	As at March 31 2023
Within the credit period		
1-180 days past due	1,472.41	882.85
181-365 days past due	710.92	220.04
more than 365 days	230.63	45.31
<b>Total</b>	<b>2,413.97</b>	<b>1,148.21</b>


III. Liquidity Risk

Liquidity risk is defined as the risk that company will not be able to settle or meet its obligation on time or at a reasonable price. The Company's objective is to at all times maintain optimum levels of liquidity to meet its cash and collateral requirements. The Company's management is responsible for liquidity funding as well as settlement management. In addition processes and policies related to such risk are overseen by senior management. Management monitors the company's net liquidity position through rolling forecast on the basis of expected cash flows.

The table below provides details regarding the remaining contractual maturities of financial liabilities at the reporting date based on contractual undiscounted payments:

Particulars	Within 1 year	1-3 years	More than 3 years	Total	Carrying amount
<b>As at March 31, 2024</b>					
Borrowings	78.09	17.29	329.01	424.39	424.39
Trade payables	289.56	2.05	-	291.61	291.61
Lease Liabilities	15.91	-	-	15.91	15.91
Other financial liabilities	252.75	-	-	252.75	252.75
<b>Total</b>	<b>636.31</b>	<b>19.34</b>	<b>329.01</b>	<b>984.66</b>	<b>984.66</b>

Particulars	Within 1 year	1-3 years	More than 3 years	Total	Carrying amount
<b>As at March 31, 2023</b>					
Borrowings	631.82	1,084.08	921.86	2,637.76	2,637.76
Trade payables	168.78	-	-	168.78	168.78
Lease Liabilities	20.45	15.91	-	36.36	36.36
Other financial liabilities	142.40	-	-	142.40	142.40
<b>Total</b>	<b>963.44</b>	<b>1,099.99</b>	<b>921.86</b>	<b>2,985.29</b>	<b>2,985.29</b>



**YATHARTH HOSPITAL & TRAUMA CARE SERVICES LIMITED**

(Formerly Known as Yatharth Hospital &amp; Trauma Care Services Private Limited)

CIN:U85110DL2008PLC174706

**Notes to Consolidated Financial Statements for the year ended 31st March, 2024**

(All amounts in million, unless otherwise stated)

**Note 31 (iii) Capital Management****(A) Risk Management**

The Company manages its capital to ensure that the company will be able to continue as going concerns while maximising the return to stakeholders through the optimization of the debt and equity balance.

The Company's risk management committee reviews the capital structure of the Company on a semi-annual basis. As part of this review, the committee considers the cost of capital and the risks associated with each class of capital. The Company monitors capital on the basis of following gearing ratio, which is net debt divided by total capital plus debt.


**(B) Gearing ratio**

The gearing ratio at end of the reporting period was as follows.

Particulars	As at March 31, 2024	As at March 31, 2023
Debt*	846.46	2,674.12
Cash and bank balances (including cash and bank balances in a disposal group held for sale)	1,126.96	374.32
Net debt	(280.50)	2,299.80
Total Equity#	2,846.56	1,829.64
Net Debts and Total equity	2,566.06	4,129.43
Net debt to equity ratio	-10.93%	55.69%

\*Debt is defined as long-term and short-term borrowings including current maturities, books overdraft and lease liabilities.

#Total equity (as shown in balance sheet) includes issued capital and all other equity reserves.



**YATHARTH HOSPITAL & TRAUMA CARE SERVICES LIMITED**  
**Notes to Consolidated Financial Statements for the year ended 31st March, 2024**  
(all amounts in Rs. millions, unless otherwise stated)

**C. The following is the rental expense recorded for short-term leases, variable leases and low value assets**

Particulars	For the year ended 31 March 2024	For the year ended 31 March 2023
Short Term Lease	11.55	19.39

**D. Following is the movement in lease liabilities for the year ended 31st March 2024**

Particulars	Lease liabilities
Balance as at 1 April 2022	55.85
Additions	-
Finance cost	2.21
Payment of lease liabilities	21.70
<b>Balance as at 31 March 2023</b>	<b>36.36</b>
Non-current lease liabilities	15.91
Current lease liabilities	20.45
<b>Balance as at 1 April 2023</b>	<b>36.36</b>
Additions	-
Finance cost	1.27
Payment of lease liabilities	21.73
<b>Balance as at 31 March 2024</b>	<b>15.91</b>
Non-current lease liabilities	-
Current lease liabilities	15.91



**E The following is the cash outflow on leases during the periods/years:**

Particulars	For the year ended 31 March 2024	For the year ended 31 March 2023
Payment of lease liabilities	21.73	21.70
Short-term lease expense	11.55	19.39
<b>Total cash outflow on leases</b>	<b>33.27</b>	<b>41.09</b>

**F The table below provides details regarding the contractual maturities of lease liabilities as at period/year-end on an undiscounted basis:**

Particulars	For the year ended 31 March 2024	For the year ended 31 March 2023
Less than 1 year	16.69	28.37
1 to 5 years	-	16.69
More than 5 years	-	-

The company does not face a significant liquidity risk with regard to its lease liabilities as the current assets are sufficient to meet the obligations related to lease liabilities as and when they fall due.



**YATHARTH HOSPITAL & TRAUMA CARE SERVICES LIMITED**

(Formerly Known as Yatharth Hospital &amp; Trauma Care Services Private Limited)

CIN:U85110DL2008PLC174706

**Notes to Consolidated Financial Statements for the year ended 31st March, 2024**

(All amounts in million, unless otherwise stated)

**32 Corporate Social Responsibility**

As per Section 135 of the Companies Act, 2013, any company, meeting the applicability threshold, needs to spend at least 2% of its average net profit for the immediately preceding three financial years on corporate social responsibility (CSR) activities. The Board of Directors of the Company has approved the following expenditure on CSR activities.

Particulars	For the year ended 31-March-2024	For the year ended 31-March-2023
~Gross amount required to be spent during the year as per calculation specified for CSR activities	12.74	6.49
~Amount approved by the board to be spend during the year	13.10	6.49
~Amount spend during the year	20.00	6.70
~Shortfall at the end of year	-	-
~Excess to be carried forward	6.66	-

**~Nature of CSR Activities**



Amount during the year ended 31st March, 2024 & 31st March, 2023 has been paid to charitable society which works for health care of poor people.

The computation of CSR dues is based on the Profit and Loss, as made out on the basis of the already adopted accounts for the preceding financial years.

**33 Disclosure as required under Notification No. G.S.R.(E) dated 4th September, 2015 as updated vide notification dated 22nd January 2019 issued by the Ministry of Corporate Affairs w.r.t MSME (As certified by the Management):**

As per information available with the management, no supplier has declared MSME status. As such, this disclosure is not applicable.

Particulars	For the year ended 31-March-2024	For the year ended 31-March-2023
a) The principal amount and interest due thereon remaining unpaid to any supplier- MSME.		
~Principal	116.18	15.08
~Interest	0.44	0.13
b) The amount of interest paid by the buyer in terms of Section 16 of the Micro Small and Medium Enterprise Development Act, 2006 (MSMED Act) along with the amounts of payment made to the suppliers beyond the appointed day during each accounting year.	-	-
c) The amount of interest due and payable for the period of delay in making payment (which have been paid but beyond the appointed date during period) but without adding the interest specified under the MSMED Act.	-	-
d) The amount of interest accrued and remaining unpaid.	0.44	0.13
e) The amount of further interest remaining due and payable even in the succeeding period, until such date when the interest dues above are actually paid to the small enterprise for the purpose of disallowance as a deductible expenditure under section 23 of the MSMED Act.	-	-



**YATHARTH HOSPITAL & TRAUMA CARE SERVICES LIMITED**

(Formerly Known as Yatharth Hospital &amp; Trauma Care Services Private Limited)

CIN:U85110DL2008PLC174706

**Notes to Consolidated Financial Statements for the year ended 31st March, 2024**

(All amounts in million, unless otherwise stated)

**34. Revenue from contracts with customers****Disaggregated revenue information**

Set out below is the disaggregation of the Company's revenue from contracts with customers:

Particulars	For the year ended 31 March 2024	For the year ended 31 March 2023
<b>Income from medical and healthcare services</b>		
Revenue from hospital & pharmacy services	6,712.13	5,202.93
Less: Inter Group Revenue	(6.66)	-
	<b>6,705.47</b>	<b>5,202.93</b>

**Location of revenue recognition**

All the business operations of the company are in India.

**Timing of revenue recognition**

Particulars	For the year ended 31 March 2024	For the year ended 31 March 2023
Services transferred at a point of time	777.86	553.56

No single customer represents 10% or more of the Company's total revenue during the years ended March 31, 2024 and March 31 2023.

**Reconciliation of revenue recognised with the contracted price is as follows:**

Particulars	For the year ended 31 March 2024	For the year ended 31 March 2023
<b>Contracted price</b>	7,024.75	5,544.87
Reduction towards variable consideration components*	-	-
Discounts	(312.62)	(341.94)
<b>Revenue recognised</b>	<b>6,712.13</b>	<b>5,202.93</b>

\*Variable consideration components include discounts on the contract price.

**Contract balances**

Particulars	For the year ended 31 March 2024	For the year ended 31 March 2023
Trade receivables*	2,413.97	1,148.21
Contract liabilities (advance from patients)#	5.25	4.69

**Movement in contract liabilities during the period/ year:**


Particulars	For the year ended 31 March 2024	For the year ended 31 March 2023
Balance at the beginning of the period/year	4.69	6.39
Less: Revenue recognised from above	(4.69)	(6.39)
Add: Addition during the period/year	5.25	4.69
<b>Balance at the end of the period/ year</b>	<b>5.25</b>	<b>4.69</b>

\* Trade receivables are non-interest bearing and are generally on terms of 30 days.

# Contract liabilities include advances received from patients for hospital services pending final billing.

**Performance obligation**

The revenue from OPD services and sale of Pharmaceutical products satisfies 'at a point in time' recognition criteria as prescribed by Ind AS 115.



**YATHARTH HOSPITAL & TRAUMA CARE SERVICES LIMITED**

Formerly Known as Yatharth Hospital &amp; Trauma Care Services Private Limited)

CIN: U85110DL2008PLC174706

**Borrowings**

Details of borrowings availed by the company



No	Bank/ Financial Institution	Category of Loan	Interest Rate	Security & Collateral provided	Repayment Terms	As at March 31, 2024	As at March 31, 2023
1	Indusind Bank	Equipment Loan	9.00%	Hypothecation created on the assets purchased out of the proceeds of the loan.	EMI of Rs. 6,67,195 payable for the period up to March -2024	-	7.95
						(7.95)	(14.24)
						-	-
2	Indusind Bank	Equipment Loan	11.00%	Hypothecation created on the assets purchased out of the proceeds of the loan.	EMI of Rs. 4,99,637 payable for the period up to December -2023	-	3.94
						(3.94)	(8.85)
						-	-
3	Indusind Bank	Equipment Loan	11.00%	Hypothecation created on the assets purchased out of the proceeds of the loan.	EMI of Rs. 2,51,876 payable for the period up to December-2022	-	-
						-	(1.70)
						-	-
4	Kotak Mahindra Bank	Equipment Loan	10.00%	Hypothecation created on the assets purchased out of the proceeds of the loan.	EMI of Rs. 14,02,580 payable for the period up to September, 2022	-	-
						-	(3.86)
						-	-
5	Indusind Bank	Equipment Loan	9.00%	Hypothecation created on the assets purchased out of the proceeds of the loan.	EMI of Rs. 2,95,738 payable for the period up to July -2026	7.46	-
						(9.30)	-
						-	-
6	SREI Equipment Finance Limited	Equipment Loan	12.00%	Hypothecation created on the assets purchased out of the proceeds of the loan.	EMI of Rs. 9,37,000 payable for the period up to February -2024	0.60	8.12
						(8.12)	(16.96)
						-	-
7	Punjab National Bank	Vehicle Loan	8.55%	Hypothecation created on the assets purchased out of the proceeds of the loan.	EMI of Rs. 1,03,000 payable for the period up to April, 2026	1.86	2.83
						(2.83)	(4.16)
						-	-



8	Axis Bank Ltd	Vehicle Loan	8.35%	Hypothecation created on the assets purchased out of the proceeds of the loan.	EMI of Rs. 1,83,999 payable for the period up to September, 2025	2.89	4.76
						(4.76)	(6.52)
						-	-
9	Bank of Baroda	Vehicle Loan	7.45%	Hypothecation created on the assets purchased out of the proceeds of the loan.	EMI of Rs. 1,06,776 payable for the period up to February, 2026	2.26	3.32
						(3.32)	(4.26)
						-	-
10	HDFC Bank Limited	Vehicle Loan	8.00%	Hypothecation created on the assets purchased out of the proceeds of the loan.	EMI of Rs. 1,61,000 payable for the period up to October, 2022	-	-
						-	(0.88)
						-	-
11	HDFC Bank Limited	Vehicle Loan	9.10%	Hypothecation created on the assets purchased out of the proceeds of the loan.	EMI of Rs. 48,307 payable for the period up to October, 2024	0.33	0.85
						(0.85)	(1.29)
						-	-
12	HDFC Bank Limited	Vehicle Loan	8.50%	Hypothecation created on the assets purchased out of the proceeds of the loan.	EMI of Rs. 65,120 payable for the period up to June, 2023	-	0.19
						(0.19)	(0.87)
						-	-
13	HDFC Bank Limited	Vehicle Loan	10.00%	Hypothecation created on the assets purchased out of the proceeds of the loan.	EMI of Rs. 26,485 payable for the period up to June - 2023	-	-
						-	(0.34)
						-	-
	HDFC Bank Limited	Vehicle Loan	8.50%	Hypothecation created on the assets purchased out of the proceeds of the loan.	EMI of Rs. 2,54,712 payable for the period up to May -2028	10.70	-
						(12.43)	-
						-	-
	Kotak Mahindra Bank	Business Loan	Bench Mark+ Secured Loan		EMI of Rs. 12,07,018 payable for the period up to January, 2029	-	70.50
						(70.50)	(78.39)
						-	-
	State Bank of India	draft/ Cash Credit Fa	8.50%	Secured Loan		-	97.79




						(100.00)	(100.00)
						-	-
7	State Bank of India	Term loan	8.50%	Secured Loan	EMI of Rs. 78,82,887 payable for the period up to December, 2025	-	234.43
						(234.43)	(303.67)
						-	-
8	State Bank of India	Term loan	8.50%	Secured Loan	EMI of Rs. 1,09,98,265 payable for the period up to December, 2025	-	327.48
						(327.48)	(424.11)
						-	-
9	State Bank of India	Medical Equipment Loan	8.50%	Secured Loan	Total facility available is of Rs. 7 Crores but till 31st March, 2022 facility utilised for Rs. 4.67 Crores	-	39.08
						(39.08)	(50.91)
						-	-
10	State Bank of India	Medical Equipment Loan	9.25%	GECL	Total facility available is of Rs. 7 Crores but till 31st March, 2022 facility utilised for Rs. 4.67 Crores	-	265.00
						(265.00)	(265.00)
						-	-
	Indusind Bank	Equipment Loan	11.00%	Hypothecation created on the assets purchased out of the proceeds of the loan.	EMI of Rs. 2,51,876 payable for the period up to December-2022	3.64	66.91
						(66.91)	(72.50)
						-	-
	Punjab National Bank	Vehicle Loan	6.85%	Hypothecation created on the assets purchased out of the proceeds of the loan.	EMI of Rs. 9,980 payable for the period up to November, 2028	0.49	0.56
						(0.56)	(0.62)
						-	-
	Punjab National Bank	Vehicle Loan	6.85%	Hypothecation created on the assets purchased out of the proceeds of the loan.	EMI of Rs. 9,980 payable for the period up to November, 2028	0.49	0.56
						(0.56)	(0.62)
						-	-
	Punjab National Bank	Vehicle Loan	6.85%	Hypothecation created on the assets purchased out of the proceeds of the loan.	EMI of Rs. 9,980 payable for the period up to November, 2028	0.49	0.56
						(0.56)	(0.62)
						-	-




25	Punjab National Bank	Vehicle Loan	6.85%	Hypothecation created on the assets purchased out of the proceeds of the loan.	EMI of Rs. 9,980 payable for the period up to November, 2028	0.47	0.55
						(0.55)	(0.61)
						-	-
26	Punjab National Bank	Vehicle Loan	6.85%	Hypothecation created on the assets purchased out of the proceeds of the loan.	EMI of Rs. 9,980 payable for the period up to November, 2028	0.49	0.56
						(0.56)	(0.62)
						-	-
27	Punjab National Bank	Vehicle Loan	6.85%	Hypothecation created on the assets purchased out of the proceeds of the loan.	EMI of Rs. 32,000 payable for the period up to February, 2029	1.60	1.83
						(1.83)	(2.03)
						-	-
28	Punjab National Bank	Vehicle Loan	6.85%	Hypothecation created on the assets purchased out of the proceeds of the loan.	EMI of Rs. 32,000 payable for the period up to February, 2029	1.60	1.83
						(1.83)	(2.03)
						-	-
29	Dr. Ajay Kumar Tyagi			Unsecured Loan		-	-
						-	(8.70)
						-	-
30	Dr. Kapil Kumar			Unsecured Loan		-	-
						-	(10.44)
						-	-
31	Yatharth Tyagi			Unsecured Loan		-	-
						-	(32.50)
						-	-
32	Punjab National Bank	Term Loan	9.80%	Project loan taken for finishing of building and purchase of plant and equipment	Monthly payments of principals and interest as per the terms agreed with the banks. The entire loan amount to be paid by Sep, 2028	-	233.76
						(233.76)	(252.76)
						-	-



33	SREI Equipment Finance Limited	Equipment Loan	12.00%	Hypothecation created on the assets purchased out of the proceeds of the loan.	EMI of Rs 4,15,000 payable for the period up to Jan -2023	-	4.31
						(4.31)	(8.45)
34	Tata Capital Financial Services Ltd	Equipment Loan	4.25%	Hypothecation created on the assets purchased out of the proceeds of the loan.	Amount of Rs 10,41,700/- plus applicable interest payable at monthly rest. The entire loan is to be cleared by the period Jan, 2026	27.01	39.58
						(39.58)	(50.59)
35	Punjab National Bank	Term Loan	9.25%	Working Capital Term Loan under Guaranteed Emergency Credit Line (GECL) 2.0	EMI of Rs 47,10,417/- plus applicable interest payable monthly starting from December, 2023 for the period up to Dec -2027.	-	226.01
						(226.01)	(227.40)
36	Punjab National Bank	Term Loan	9.80%	Land & Building of the Project and personal properties and guarantees of the promoters. Term loan has been taken over by Punjab National bank from The Nainital Bank in December,2021.	Monthly payments of principals and interest as per the terms agreed with the banks. The entire loan amount to be paid by April,2027	-	393.45
						(393.45)	(446.40)
37	Punjab National Bank	Term Loan	9.80%	Project loan taken for finishing of building and purchase of plant and equipment	Monthly payments of principals and interest as per the terms agreed with the banks. The entire loan amount to be paid by April, 2028	-	20.88
						(20.88)	(29.63)
38	Indusind Bank	Equipment Loan	8.25%	Hypothecation created on the assets purchased out of the proceeds of the loan.	Amount of Rs 1,68,260/- plus applicable interest payable at monthly rest. The entire loan is to be cleared by the period Aug, 2026	4.39	5.88
						(5.88)	(6.89)
39	Punjab National Bank	draft/ Cash Credit Fa	9.80%	Secured Loan		-	43.65
						(50.00)	(50.00)
40	Tata Capital Financial Services Ltd	Equipment Loan	10.50%	Hypothecation created on the assets purchased out of the proceeds of the loan.	Amount of Rs 6,58,629/- plus applicable interest payable at monthly rest. The entire loan is to be cleared by the period Nov, 2027	-	28.67
						(41.22)	(41.22)
41	Tata Capital Financial Services Ltd	Equipment Loan	10.50%	Hypothecation created on the assets purchased out of the proceeds of the loan.	Amount of Rs 49,131/- plus applicable interest payable at monthly rest. The entire loan is to be cleared by the period Nov, 2027	-	2.14
							(2.14)



42	Punjab National Bank	Term Loan	10.86%	Hypothecation created on hospital land & building situated at Orcha, Jhansi	-	481.62
	<i>Maximum amount O/s during the period/ year</i>				(481.62)	(508.30)
43	Punjab National Bank	Term Loan	10.86%	Hypothecation created on hospital land & building situated at Orcha, Jhansi	-	21.51
	<i>Maximum amount O/s during the period/ year</i>				(46.48)	(50.00)
44	Blue Sapphire Healthcare Pvt. Ltd.	Unsecured Loan			87.63	-
	<i>Maximum amount O/s during the period/ year</i>				(87.63)	-
45	Amay Healthcare Solutions Pvt. Ltd	Unsecured Loan			5.00	-
	<i>Maximum amount O/s during the period/ year</i>				(5.00)	-
46	Num Leasing And Finance Private Ltd	Unsecured Loan			23.50	-
	<i>Maximum amount O/s during the period/ year</i>				(23.50)	-
47	Mr. Shashank Gupta	Unsecured Loan			17.82	-
	<i>Maximum amount O/s during the period/ year</i>				(17.82)	-
48	Mr. Anupam Pandey	Unsecured Loan			8.50	-
	<i>Maximum amount O/s during the period/ year</i>				(8.50)	-
49	Yes Bank Ltd	Secured Loan	11.55%	Secured Loan	628.70	-
	<i>Maximum amount O/s during the period/ year</i>				(628.70)	-
50	ICICI Bank Ltd	Vehicle Loan	8.00%	Hypothecation created on the assets purchased out of the proceeds of the loan.	0.70	-
	<i>Maximum amount O/s during the period/ year</i>				(0.70)	-



## YATHARTH HOSPITAL & TRAUMA CARE SERVICES LIMITED

(Formerly Known as Yatharth Hospital & Trauma Care Services Private Limited)

CIN:U85110DL2008PLC174706

Notes to Consolidated Financial Statements for the year ended 31st March, 2024

(All amounts in million, unless otherwise stated)

### 36. Related Party Transactions

a) Names of the related parties and description of relationship:

#### Key managerial personnel (KMP) of Holding Company

##### Yatharth Hospital & Trauma Care Services Limited

1. Dr. Ajay Kumar Tyagi
2. Dr. Kapil Kumar
3. Mr. Yatharth Tyagi
4. Dr. Sanjeev Upadhyaya
5. Mr. Mukesh Sharma
6. Mrs Promila Bhardwaj
7. Mr Ritesh Mishra
8. Mr. Amit Kumar Singh
9. Mr. Pankaj Prabhakar
10. Mrs.Ila Patnaik

#### Nature of Relationship

- Chairman  
Managing Director  
Director  
Independent Director  
Independent Director  
Independent Director (w.e.f. 22.10.2022)  
Company Secretary & Compliance Officer  
Chief Executive Officer  
Chief Financial Officer  
Independent Director (w.e.f. 21.02.2022 to 02.08.2022)

#### Key managerial personnel (KMP) of Subsidiary Company

##### a) AKS Medical & Research Private Limited

1. Dr. Ajay Kumar Tyagi
2. Dr. Kapil Kumar
3. Dr. Neena Tyagi
4. Dr. Manju Tyagi
5. Dr. Sanjeev Upadhyaya

#### Nature of Relationship

- Director  
Director  
Director  
Director  
Independent Director

##### b) Sanskar Medica India Limited

1. Dr. Ajay Kumar Tyagi
2. Dr. Kapil Kumar
3. Dr. Neena Tyagi
4. Dr. Manju Tyagi

- Director  
Director  
Director  
Director

##### c) Ramraja Multispeciality Hospital & Trauma Centre Private Limited

1. Dr. Ajay Kumar Tyagi
2. Dr. Kapil Kumar
3. Mrs Promila Bhardwaj
4. Mrs.Ila Patnaik

- Director  
Director  
Independent Director (w.e.f. 12.11.2022)  
Independent Director (w.e.f.07.03.2022 to 02.08.2022)

##### d) Pristine Infracon Private Limited

- Mr. Anupam Pandey  
Dr Prashant Pandey  
Mr. Shashank Gupta  
Dr Kanika Gupta  
Dr Ajay Kumar Tyagi  
Dr Kapil Kumar  
Ms. Promila Bhardwaj  
Mr. Amit Dhaiya


- Director (till 10-04-2024)  
Director (till 10-04-2024)  
Director (till 10-04-2024)  
Director (till 10-04-2024)  
Director (W.e.f. 26-03-2024)  
Director (W.e.f. 26-03-2024)  
Independent Director (W.e.f. 10-04-2024)  
Company Secretary (W.e.f. 10-04-2024)

#### Enterprises where key managerial personnel along with their relatives exercise significant influence

1. Happy Valley Infra Private Limited (w.e.f 28.11.2023)
2. Divri Health and Education Services Private Limited (from 07.08.2023 to 13.09.2023)
3. Chandra Laxmi Enterprises Private Limited (from 07.08.2023 to 13.09.2023)
4. Hopout Innovative Projects LLP (w.e.f 18.10.2023)
5. SRSD Buildcon Venture LLP (w.e.f 18.10.2023)
6. Greno Capital Private Limited (w.e.f 03.01.2024)

#### Other Related Parties

1. ACB (India) Power Limited
2. Apex Capital and Finance Limited
3. Maruti Clean Coal and Power Limited
4. Sindhu Trade Links Limited (Till 25.09.2023)



**Relative of key managerial personnel**

1. Mr. Sanskar Tyagi
2. Mrs. Shilpi Singh
3. Ms. Khushi Tyagi
4. Mrs. Pooja Tiwari
5. Mrs. Ruchi Prabhakar

**Enterprise exercising significant influence on the Company**

Nil

**Enterprises where key managerial personnel along with their relatives exercise significant influence**

No such enterprise

(b) Following is the summary of significant related party transactions during the year:

	For the year ended 31 March 2024	For the year ended 31 March 2023
<b>Remuneration to KMPs &amp; Relatives of KMPs</b>		
Dr. Ajay Kumar Tyagi	12.00	12.00
Dr. Kapil Kumar	12.00	12.00
Dr. Manju Tyagi	12.00	12.00
Dr. Neena Tyagi	12.00	12.00
Mr. Yatharth Tyagi	12.00	12.00
Mr. Ritesh Mishra- Company Secretary	1.31	0.78
Mr. Amit Kumar Singh	5.69	2.38
Mr. Pankaj Prabhakar	3.43	2.85
Mrs. Shilpi Singh	2.01	1.46
<b>Director sitting fees paid</b>		
Mr. Mukesh Sharma	0.71	0.30
Mrs Promila Bhardwaj	0.88	0.30
Dr. Sanjeev Upadhyaya	0.54	0.14

e) The Company has the following amounts due from/ to the related parties:

	For the year ended 31 March 2024	For the year ended 31 March 2023
<b>Remuneration payable to KMP</b>		
Mr. Ritesh Mishra- Company Secretary	0.12	0.06
Mr. Amit Kumar Singh	0.30	0.18
Mr. Pankaj Prabhakar	0.19	0.22
Mrs. Shilpi Singh	0.20	0.01
<b>Director sitting fees payable</b>		
Mr. Mukesh Sharma	0.13	0.13
Mrs Promila Bhardwaj	0.13	0.16
Dr. Sanjeev Upadhyaya	0.13	0.13

f) All transactions with these related parties are at arm's length basis and resulting outstanding receivables and payables including financial assets and financial liabilities balances are settled in cash. None of the balances are secured. (All the amounts of transactions and balances disclosed in this note are gross and undiscounted.)



**YATHARTH HOSPITAL & TRAUMA CARE SERVICES LIMITED**

(Formerly Known as Yatharth Hospital & Trauma Care Services Private Limited)

CIN:U85110DL2008PLC174706

**Notes to Consolidated Financial Statements for the year ended 31st March, 2024**

(All amounts in million, unless otherwise stated)

**Note 37: Employee benefit plans**

The employee benefit schemes are as under:

**Defined Retirement Plans**

**(1) Provident Fund**

The benefit of Provident Fund is extended to all such eligible employees, as is defined under the relevant regulations under the applicable the provisions of Provident Fund Act and the Rules and ESIC. Amount debited to Profit and Loss account including Administrative and Employees Deposit Linked Insurance charge and ESIC amounts to Rs 8.33/- during the period (FY- 2022-23 - Rs 2.03/-).

**(2) Gratuity**

Gratuity - The liability for Gratuity is provided on the basis of Actuarial Valuation made at the end of each financial year. The Actuarial Valuation is made on Projected Unit Credit method as per Ind AS 19.

Reconciliation of opening and closing balances of the present value of the defined benefit obligation:

	For the year ended 31 March 2024	For the year ended 31 March 2023
Opening defined benefit obligation	13.57	9.83
Current service cost	12.87	7.09
Interest Cost	0.99	0.67
Actuarial (gain)/loss	(1.52)	(4.01)
Benefits paid	-	-
<b>Benefit obligation at the end of the year</b>	<b>25.91</b>	<b>13.57</b>
Provision (Current) Refer Note No.-22	0.51	0.59
Provision (Non- Current) Refer Note No.-16	25.40	12.99

**Gratuity expense recognised in the statement of profit and loss**

	For the year ended 31 March 2024	For the year ended 31 March 2023
Current service cost	12.87	7.09
Interest on defined benefit obligation	0.99	0.67
Net actuarial (gain)/loss recognised in the period/year	-	-
<b>Net gratuity expenses</b>	<b>13.86</b>	<b>7.75</b>

**Re-measurements recognised in other comprehensive income**

	For the year ended 31 March 2024	For the year ended 31 March 2023
Actuarial (gain)/loss on defined benefit obligation	(1.52)	(4.01)
Return on plan assets excluding interest income	-	-
<b>Actuarial (gain)/loss recognised in other comprehensive income</b>	<b>(1.52)</b>	<b>(4.01)</b>

**Summary of actuarial assumptions**

Financial assumptions at balance sheet date:

	For the year ended 31 March 2024	For the year ended 31 March 2023
Discount rate	7.09	7.45
Salary escalation rate	5.00%	5.00%
Attrition rate		
Age 18 to 30	10.00%	13.00%
Age 30 to 45	10.00%	13.00%
Above 45 Years	10.00%	13.00%
Retirement Age	60 Years	60 Years

**Maturity profile of defined benefit obligation**

	For the year ended 31 March 2024	For the year ended 31 March 2023
1st following year	0.53	0.59
Year 2 to 5	19.97	7.14
Year 6 to 10	35.42	10.37
More than 10 years	-	7.44

**Discount rate:** The discount rate is based on the prevailing market yields of Indian government securities as at the balance sheet date for the estimated term of the obligations.

**Salary escalation rate:** The estimates of future salary increases considered takes into account the inflation, seniority, promotion and other relevant factors.


**Sensitivity analysis:** Reasonably possible changes at the reporting date to one of the relevant actuarial assumptions, holding other assumptions constant would have affected the defined benefit obligation by the amounts shown below:

	For the year ended 31 March 2024		For the year ended 31 March 2023		
	Increase	Decrease	Increase	Decrease	
Discount rate (100 bps movement)	2.29	2.64	9.82	11.34	
Salary escalation rate (100 bps movement)	2.67	2.35	11.24	9.92	

**Expected contributions to the plan for the next annual reporting period**

	For the year ended 31 March 2024	For the year ended 31 March 2023
Expected contributions to the plan for the next annual reporting period	-	-

Expected contributions to the plan for the next annual reporting period



# Yatharth Hospital & Trauma Care Services Limited

## Notes to Consolidated Financial Statements

### 38. Contingent Liabilities

#### a) Bank & Corporate Guarantees

Particulars	As on 31 <sup>st</sup> March, 2024	As on 31 <sup>st</sup> March, 2023
Bank Guarantees (BG)	239.12	109.24
Margin Money against above BG	239.12	23.28
Corporate Guarantee (CG)	81.86	2885.37
Outstanding against the above CG	31.40	2249.20

The company has got valuation done for corporate guarantee from approved merchant banker. As per the report no liability accrues on the company for the corporate guarantee provided by the company for the loans granted to its subsidiary.

b) A search action was initiated by Income Tax Department against Yatharth Group of companies on 19<sup>th</sup> October 2023 at various business places. Cash of Rs 8.6 million was seized by Income Tax Department from the company. The Income Tax Department also created a lien, amounting to Rs 706.25 million on certain current account of the Company. Pending finalization of the assessment proceeding no provision has been made by the Company. The Company is hopeful that no liability will accrue


#### c) Other contingent liabilities

In Respect of the Company

- i. A case has been filed within the jurisdiction of Gautam Budh Nagar, Uttar Pradesh against a director and the doctors of the company for medical negligence. The opponent party has not specified any compensation for the said alleged medical negligence.
- ii. First Information Report dt. November 19, 2022 has been filed against the doctors and the management of the Company for medical negligence. The quantum in the case instant is not yet ascertained.

In Respect of the Pristine Infracon Private Limited- Subsidiary Company

- iii. Few erstwhile shareholders namely Mr. Shashank Gupta, Dr. Kanika Gupta and Mrs. Sunita Gupta had filed the petition before NCLT on 20.04.2023 by filing a petition under section 241-242 of the Companies Act, 2013 and the said application was



**Notes to Consolidated Financial Statements**

disposed-off on non materiality grounds by the Hon'ble NCLT vide order dated 28.04.2023.

The applicants filed an appeal before the Hon'ble NCLAT against the dismissal order of NCLT, which was accepted by NCLAT and the matter was referred back to the NCLT for reconsideration of the case, which is pending for adjudication, and the next date of hearing is 30.05.2024.

However the parties to the case had entered into the definite agreement dated 09.02.2024 to sell the entire shareholding (including the entire asset and liability) of the Company to Yatharth Hospital and Trauma Care Services Limited and it has been agreed between the parties that the above said litigation will be withdrawn.

- iv. A Petition under Section 9 of the Arbitration and Conciliation Act, 1996 filed by erstwhile holding company (case titled as Blue Sapphire Healthcares Pvt. Ltd. v RPS Infrastructure Ltd. and Ors.) dated 06.05.2023 before Hon'ble Delhi High Court, seeking to enforce various rights under the MOU dated 07.03.2014 executed between Blue Sapphire Healthcares Pvt. Ltd (BSHPL), Pristine Infracon Pvt. Ltd. (PIPL), RPS Infrastructure Ltd. for setting up of the hospital (PIPL). The matter is pending before the Hon'ble Delhi High Court.

However pursuant to the definite agreement dated 09.02.2024 it has been agreed between the contesting parties that the above said litigation will be withdrawn.

- v. A complaint was filed by Mr. Shashank Gupta (Director of Company) against Mr. Anupam Pandey (Director of Company) and Mr. Prashant Pandey (Director of Company) before the Economic Office Wing, New Delhi . However pursuant to the it has been agreed between the parties that the above said litigation will be withdrawn.
- vi. Few ex-employees of the Company have initiated the legal proceedings against the Company at Labour Court for the recovery of their pending dues. The Company is in the process of making payment of pending dues.
- vii. Due to ongoing litigation as stated above the hospital operations were shut down in September, 2023 resulting in Non compliances of certain requirements under Companies Act 2013, Income Tax Act 1961 and other statutory obligations.



## Yatharth Hospital & Trauma Care Services Limited

### Notes to Consolidated Financial Statements

*Note:- For all the contingent liabilities mentioned hereinabove, the Group believes that it is not liable to pay any amount and has not provided any sum for these liabilities in its books of accounts. The Company is dealing with these cases at appropriate legal forum*



#### d) Capital Commitments

- i) The group has been allotted Plot No- NH-31 in Sector Omega-1, Greater Noida by Greater Noida Industrial Development Authority (GNIDA) for a total amount of Rs. 76.27 million on 18<sup>th</sup> March 2023. The company has already deposited Rs. 74.75 million by 31<sup>st</sup> March, 2024. The land is yet to be registered in the name of the company.
- ii) The company has capital commitments of Rs 290.67 million (net of advance paid) (previous year Rs 344.05) for purchase of hospital equipment.
- iii) The Company has imported Capital Goods under Export Promotion Capital Goods Scheme [EPCG], where-under the Company is required to fulfil export obligation/deemed exports amounting to Rs 756.73 Mn [Previous Year Rs. 62.36 Million]. The Liability amounting to Rs 756.73 Mn [Previous Year 62.36 Million] on account of custom duty may arise along with interest @15% p.a., in the event of non-fulfilment of export obligation. The Company has completed export obligation amounting to Rs 34.43 Mn (Previous Year NIL) upto end of this financial year and submitted the relevant documents with Director General Foreign Trade for seeking fulfilment of export obligation certificate.

39. In respect of Ramaraja Multispecialty Hospital & Trauma Centre Pvt Ltd an order from Divisional Commissioner of Sagar, Madhya Pradesh was received to take over of the hospital premises, as the land stated in the order belonged to the State of Madhya Pradesh. The company filed a writ petition before the Hon'ble High Court of Madhya Pradesh at Jabalpur vide writ petition no. 30342 of 2023. The Hon'ble High, stayed the proceedings initiated by the Divisional Commissioner of Sagar, Madhya Pradesh as the State of Madhya Pradesh submitted that WA No 275/2013 is pending before the Gwalior Bench of the court in the similar matter.

The Hon'ble High Court of Gwalior has decided against the State Madhya Pradesh in the matter of WA No 275/2013 vide its order dated 04.03.2024. The company has not yet approached the Jurisdictional court to ratify the order of Gwalior High Court in its own case.

40. There is no impairment loss on fixed assets on the basis of review carried out by the management in accordance with IND AS 36.



## Yatharth Hospital & Trauma Care Services Limited

### Notes to Consolidated Financial Statements

41. Balances of certain trade receivables, loans & advances, advances received from customers and trade payables are subject to confirmation, if any. The management does not expect any material difference affecting the financial statements on such adjustments.

#### 42. Foreign exchange earning and outgo

a) Foreign exchange earnings & outgo is as follows:

Particulars	31 <sup>st</sup> March, 2024	31 <sup>st</sup> March, 2023
<b>Earnings</b>		
Income in Foreign Exchange	34.43	3.21
<b>Outgo</b>		
Cost of Medical Equipment	102.28	41.21
Advance for Purchase of Medical Eqpt	1.14	-
IPO Expense	24.18	-


#### 43. Income Tax

The major components of income tax expenses are as follows:

Particulars	As at 31 <sup>st</sup> March, 2024	As at 31 <sup>st</sup> March, 2023
Income Tax Expense		
Current Tax:		
Current Income Tax	402.78	246.66
Income tax of earlier year	0.01	1.61
MAT credit entitlement/reversed	4.88	11.03
Deferred Tax	(16.46)	(40.19)
<b>TOTAL</b>	<b>424.13</b>	<b>219.10</b>

The income tax expense for the year can be reconciled to the accounting profit/(loss) as follows:

Particulars	As at 31 <sup>st</sup> March, 2024	As at 31 <sup>st</sup> March, 2023
Profit / (Loss) before tax as per Statement of Profit and Loss	1570.44	876.78
Effective Tax Rate	25.17%	25.17%
Tax Effect of:		



# Yatharth Hospital & Trauma Care Services Limited

## Notes to Consolidated Financial Statements



Income tax using the Company's domestic tax rate	394.59	220.69
Tax Effect of:		
Timing Difference- Deferred Tax	16.46	(40.19)
Permanent Difference	29.54	3.19
Total Income Tax expenses recognized in profit and Loss account	424.13	219.10
Effective Tax Rate (%)	27.01	24.99%

#### 44. Details related to borrowings secured against current assets:

The group has given current assets (trade receivables and inventories) as security for working capital (fund and non-fund based limits) obtained from Banks. This is applicable for year ended 31<sup>st</sup> March 2024 and 31<sup>st</sup> March 2023. Q2, Q3 & Q4 for the year 2024 was not applicable as the working capital facilities were repaid back in August 23 from IPO proceeds. The Company submitted the required information with the bank and the required reconciliation is presented below:

#### For the period ending March 31<sup>st</sup> 2024

Nature of current assets offered as security	Quarter	Amount disclosed as per statement	Amount as per books of accounts	Variance	Remarks
Inventories and trade receivables	Q1 FY 2023-24	Not Submitted	1,229.04	NA	-
Inventories and trade receivables	Q2 FY 2023-24	NA	NA	NA	-
Inventories and trade receivables	Q3 FY 2023-24	NA	NA	NA	-
Inventories and trade receivables	Q4 FY 2023-24	NA	NA	NA	-



# Yatharth Hospital & Trauma Care Services Limited

## Notes to Consolidated Financial Statements

For the period ending March 31<sup>st</sup> 2023

Nature of current assets offered as security	Quarter	Amount as per books of accounts	Amount as per books of accounts	Variance	Remarks
Inventories and trade receivables	Q1 FY 2022-23	1311.45	1300.42	11.03	Minor difference while finalization of accounts.
Inventories and trade receivables	Q2 FY 2022-23	1167.06	1126.70	40.36	Stock of otherwise consumable items were included in the stock submitted to bank.
Inventories and trade receivables	Q3 FY 2022-23	1,225.20	1,225.20	-	-
Inventories and trade receivables	Q4 FY 2022-23	1054.95	1208.90	(153.95)	The statement to bank was submitted with data as at March 28th 2023, and therefore the variance.



**YATHARTH HOSPITAL & TRAUMA CARE SERVICES LIMITED**

(Formerly Known as Yatharth Hospital &amp; Trauma Care Services Private Limited)

CIN:U85110DL2008PLC174706

**Notes to Consolidated Financial Statements for the year ended 31st March, 2024**

(All amounts in million, unless otherwise stated)

**45. Ratios as per Schedule III requirement**

		<u>2023-24</u>	<u>2022-23</u>
<b>Current Ratio</b>			
Numerator	Current Assets	5,102.47	1,762.67
Denominator	Current Liabilities	672.21	995.18
<b>Ratio</b>		<u>7.59</u>	<u>1.77</u>
<b>%Change</b>		<u>328.56%</u>	

**Reason for change:** Relative increase in cash & cash equivalent on account on receipt of IPO proceeds & increase in debtors in tandem with increase in Sale, has led to higher current assets. Further, during the period company preferred to payoff its creditors and thus improving the current ratio

		<u>2023-24</u>	<u>2022-23</u>
<b>Debt Equity Ratio</b>			
Numerator	Long Term Borrowings + Short Term Borrowings	830.55	2,637.76
Denominator	Shareholders Funds	8,743.23	1,829.64
<b>Ratio</b>		<u>0.09</u>	<u>1.44</u>
<b>%Change</b>		<u>-93.41%</u>	

**Reason for change :** Increase in Equity share capital on account of Initial Public offer and repayment of majority of loans from such proceeds has led to the change during the year.

		<u>2023-24</u>	<u>2022-23</u>
<b>Debt Service Coverage Ratio</b>			
Numerator	EBIDTA	1,799.40	1,337.65
Denominator	Principal repayments of Long term borrowings & Interest	100.84	632.94
<b>Ratio</b>		<u>17.84</u>	<u>2.11</u>
<b>%Change</b>		<u>744.38%</u>	

**Reason for change:** Increase in revenue and repayment of majority of loans from IPO proceeds has led to the change during the year.

		<u>2023-24</u>	<u>2022-23</u>
<b>Return on Equity/ Investment Ratio</b>			
Numerator	Net Profit after Taxes	1,144.75	657.68
Denominator	Shareholder's Equity	8,743.23	1,829.64
<b>Ratio</b>		<u>13.09%</u>	<u>35.95%</u>
<b>%Change</b>		<u>-63.58%</u>	

**Reason for change:** Change is on account of increased revenues and corresponding increased profits. Further, change in Shareholder's equity is on account of Initial Public offer.

		<u>2023-24</u>	<u>2022-23</u>
<b>Inventory Turnover Ratio</b>			
Numerator	Sales	6,705.47	5,202.93
Denominator	Average Inventory	71.02	56.33
<b>Ratio</b>		<u>94.42</u>	<u>92.37</u>
<b>%Change</b>		<u>2.21%</u>	

		<u>2023-24</u>	<u>2022-23</u>
<b>Trade Receivables Turnover Ratio</b>			
Numerator	Net Credit Sales	6,705.47	5,202.93
Denominator	Avg Accounts Receivable	1,673.24	965.91
<b>Ratio</b>		<u>4.01</u>	<u>5.39</u>
<b>%Change</b>		<u>-25.60%</u>	

**Reason for change:** During the year, company had better revenue and realisations in comparison to previous year.

		<u>2023-24</u>	<u>2022-23</u>
<b>Trade Payables Turnover Ratio</b>			
Numerator	Net Credit Purchases	1,333.11	929.35
Denominator	Avg Trade Payables	230.19	186.45
<b>Ratio</b>		<u>5.79</u>	<u>4.98</u>
<b>%Change</b>		<u>16.19%</u>	

		<u>2023-24</u>	<u>2022-23</u>
<b>Net Capital Turnover Ratio</b>			
Numerator	Net Sales	6,705.47	5,202.93
Denominator	Working Capital (Current Assets- Current Liabilities)	4,430.26	767.49
<b>Ratio</b>		<u>1.51</u>	<u>6.78</u>
<b>%Change</b>		<u>-77.67%</u>	



**Reason for change:-** Change is on account of increased revenue and increase in current assets on account of receipt of proceeds from Initial Public Offer.

		<u>2023-24</u>	<u>2022-23</u>
<b>Net Profit Ratio</b>			
Numerator	Net Profit	1,144.75	657.68
Denominator	Net Sales	6,705.47	5,202.93
<b>Ratio</b>		<u>17.07%</u>	<u>12.64%</u>
<b>%Change</b>		<u>35.06%</u>	

**Reason for change :-**

		<u>2023-24</u>	<u>2022-23</u>
<b>Return on Capital Employed</b>			
Numerator	Earning before Interest and Taxes	1,502.59	1,062.33
Denominator	Capital Employed	9,573.78	4,467.39
<b>Ratio</b>		<u>15.69%</u>	<u>23.78%</u>
<b>%Change</b>		<u>-34.00%</u>	

**Reason for change :-**



**YATHARTH HOSPITAL & TRAUMA CARE SERVICES LIMITED**

(Formerly Known as Yatharth Hospital &amp; Trauma Care Services Private Limited)

CIN:U85110DL2008PLC174706

**Notes to Consolidated Financial Statements for the year ended 31st March, 2024**

(All amounts in million, unless otherwise stated)

**46. Business Combination and Goodwill**

The Company has acquired equity shares of ;

- (1) AKS Medical & Research Centre Pvt Ltd (AKS) and
- (2) Ramraja Multispecialty Hospital & Trauma Centre Pvt. Ltd. (Ramraja)
- (3) Pristine Infracon Private Limited (Pristine)

AKS became 100% subsidiary on September 20th 2016. Later on, though AKS remained subsidiary of the Company, to augment its capital requirements, AKS issued equity shares to Promoters and other entities. Over a period of time to gain better control and avoid any conflict of interest, the Company acquired shares of AKS from the minority shareholders; the Promoters and non Promoter entities. The valuations of AKS was based on the valuation report of the registered valuer.

	For the year ended March 31, 2024	For the year ended March 31, 2023
Number of equity shares acquired/held	4,079,000	4,079,000
Consideration paid (Rs million)	89.20	89.20
% of Controlling stake	100.00%	100.00%
Value of Assets acquired (based on audited financial statements of preceeding year)		
Property Plant & Equipment (incl CWIP)	1,183.05	1,183.05
Current Assets other than cash & bank	107.95	107.95
Cash & cash equivalent	43.69	43.69
Total Value of assets acquired	1,334.69	1,334.69
Total Value of Liabilities acquired (based on LY audited financial statements)		
Bank borrowings	768.37	768.37
Other liabilities	149.28	149.28
Total Value of liabilities assumed	917.66	917.66
Net Asset Value for the equity shares acquired from the minority shareholders	82.27	82.27
Amount paid for Goodwill	6.93	6.93
Total Purchase Consideration paid to minority shareholders	89.20	89.20
<b>Cumulative amount paid for the Goodwill (A)</b>	<b>11.05</b>	<b>11.05</b>





Ramraja became 100% subsidiary on February 18th 2022. The valuation of Ramraja was arrived based on the valuation report of the registered valuer and the negotiations carried out between the Company and the erstwhile shareholders of the Company

	For the year ended March 31, 2024	For the year ended March 31, 2023
Number of equity shares acquired/held	4,010,000	4,010,000
Consideration paid (Rs million)	37.71	37.71
% of Controlling stake	100%	100%
Value of Assets acquired (based on provision financial statements on the date of acquisition)		
Property Plant & Equipment (incl CWIP & intangibles)	310.05	310.05
Current Assets other than cash & bank	0.05	0.05
Other assets- including deferred tax	103.84	103.84
Cash & cash equivalent	115.30	115.30
Total Value of assets acquired	529.24	529.24
Total Value of Liabilities acquired (based on LY audited financial statements)		
Bank borrowings (including interest)	500.00	500.00
Other liabilities	377.49	377.49
Total Value of liabilities assumed	877.49	877.49
Net Asset Value for the equity shares acquired from the minority shareholders	(348.25)	(348.25)
Amount paid for Goodwill	385.96	385.96
Total Purchase Consideration paid to minority shareholders	37.71	37.71
<b>Cumulative amount paid for the Goodwill (B)</b>	<b>385.96</b>	<b>385.96</b>

Pristine became 100% subsidiary on March 28th 2024. The valuation of Pristine was arrived based on the valuation report of the registered valuer and the negotiations carried out between the Company and the erstwhile shareholders of the Company.

	For the year ended March 31, 2024	For the year ended March 31, 2023
Number of equity shares acquired/held	44,500,980	-
Consideration paid (Rs million)	201.06	-
% of Controlling stake	100%	-
Value of Assets acquired (based on provision financial statements on the date of acquisition)		
Property Plant & Equipment (incl CWIP & intangibles)	9079.58	-
Current Assets other than cash & bank	24.22	-
Other assets- including deferred tax	384.16	-
Cash & cash equivalent	1.04	-
Total Value of assets acquired	9489.00	-
Total Value of Liabilities acquired (based on provision financial statements on the date of acquisition)		
Bank borrowings (including interest)	6294.03	-
Other liabilities	3193.73	-
Total Value of liabilities assumed	9487.76	-
Net Asset Value for the equity shares acquired from the minority shareholders	1.24	-
Amount paid for Goodwill	199.82	-
Total Purchase Consideration paid to minority shareholders	201.06	-
<b>Cumulative amount paid for the Goodwill (C)</b>	<b>199.82</b>	<b>0.00</b>
<b>Total value of Goodwill carried as on the date (A+B+C)</b>	<b>596.83</b>	<b>397.01</b>




## Yatharth Hospital & Trauma Care Services Limited

### Notes to Consolidated Financial Statements

#### 47. Other Statutory information

- a) The group does not have any Benami property, where any proceeding has been initiated or pending against the Company for holding any Benami property.
- b) The group does not have any transactions with companies struck off.
- c) The group does not have any charges or satisfaction which is yet to be registered with Registrar of Companies beyond the statutory period.
- d) The group has not traded or invested in Crypto currency or Virtual Currency for the year ended March 31, 2024 and March 31, 2023.
- e) The group has not advanced or loaned or invested funds to any other person(s) or entity(ies), including foreign entities (Intermediaries) with the understanding that the Intermediary shall:
  - i. directly or indirectly lend or invest in other persons or entities identified in any manner whatsoever by or on behalf of the group (Ultimate Beneficiaries); or
  - ii. provide any guarantee, security or the like to or on behalf of the Ultimate Beneficiaries
- f) The group has not received any fund from any person(s) or entity(ies), including foreign entities (Funding Party) with the understanding (whether recorded in writing or otherwise) that the group shall:
  - i. directly or indirectly lend or invest in other persons or entities identified in any manner whatsoever by or on behalf of the Funding Party (Ultimate Beneficiaries); or
  - ii. provide any guarantee, security or the like on behalf of the Ultimate Beneficiaries,
- g) The group has no such transaction which is not recorded in the books of accounts that has been surrendered or disclosed as income during the year in the tax assessments under the Income Tax Act, 1961 (such as, search or survey or any other relevant provisions of the Income Tax Act, 1961).

48. The parent company during the financial year 2023-24 had completed its initial public offer whereby fresh issue of 16,333,333 equity shares OF Rs 10 each aggregating to Rs 4,900 million was made and there was an offer of sale of 6,551,690 equity shares of rs 10 each aggregating to Rs 1,965 million by the selling shareholders. Further parent company had undertaken a Pre-IPO placement by way of private placement of 4,000,000 equity shares for cash at a price of Rs 300 per equity shares aggregating to Rs 1,200 million, in consultation with the BRLMs. The size of the fresh issue of equity shares has been adjusted to Rs 4,900 million. The company got listed on National Stock Exchange of India and Bombay Stock Exchange on 7<sup>th</sup> August 2023.




# Yatharth Hospital & Trauma Care Services Limited

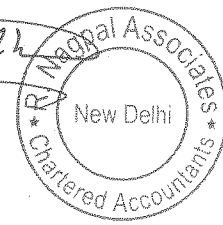
## Notes to Consolidated Financial Statements

49. The parent company has estimated share issue expenses of Rs.536.25 Millions in reference to initial public offer which are allocated between the selling shareholders and the Company as per the agreement. The Company's up to date share of expenses paid amounting to Rs 332.28 Million has been adjusted against securities premium.
50. The previous year figures have been regrouped /reclassified to confirm with the current year requirements.
51. These Consolidated Financial Statements were approved by Board in its Meeting held on 23/05/2024 at Noida.

As per our report of even date attached

For R. Nagpal Associates  
Chartered Accountants  
Firm Registration No.: 002626N

  
(Rohit Mehra)  
Partner  
M. No.: 093910  
Place: Noida  
Date: 23/05/2024




For and on behalf of the Board of Directors  
Yatharth Hospital & Trauma Care Services Limited

  
Dr. Ajay Kumar Tyagi  
Chairman & Whole-Time Director  
DIN:01792886

  
Dr. Kapil Kumar  
Managing Director  
DIN: 01818736



  
Ritesh Mishra  
CS & Compliance Officer  
M. No 51166

  
Pankaj Prabhakar  
CFO  
PAN No.- AGFPP2937